Logan County Colorado



BUDGET 2014

Board of County Commissioners

315 Main Street

Sterling CO 80751

www.logancountyco.gov

LOGAN COUNTY (38008) – Section I

MISSION OF LOGAN COUNTY i
2014 BUDGET MESSAGE ii
NOTICE OF BUDGET vi
RESOLUTION TO SET MILL LEVIES vii
RESOLUTION TO ADOPT BUDGET ix
RESOLUTION TO APPROPRIATE SUMS OF MONEY xii
CERTIFICATION OF TAX LEVIES xiii
CERTFICATION OF VALUE xiv

FUND BALANCE HISTORY I
COMPARATIVE SUMMARY II
CONSOLIDATED FUND SUMMARY III

GENERAL FUND

SUMMARY 1-1
REVENUE 1-2
EXPENDITURE FUNCTION 1-4
COMMISSIONERS 1-5
ATTORNEY 1-6
SURVEYOR 1-7
PLANNING & ZONING 1-8
FINANCE 1-9
INFORMATION TECH SERVICES 1-10
CLERK & RECORDER 1-11
ELECTIONS 1-12
TREASURER 1-13
PUBLIC TRUSTEE 1-14
ASSESSOR 1-15
MAINTENANCE OF BUILDINGS 1-16
COURTHOUSE 1-17
JUSTICE CENTER 1-18
CENTRAL SERVICES BLDG 1-19
HERITAGE CNTR BLDG 1-20
CAPITAL OUTLAY 1-21
DISTRICT ATTORNEY 1-23
SHERIFF 1-24
JAIL 1-26
CORONER 1-27
VICTIMS ASSISTANCE 1-28
SHERIFF POSSEE 1-30
EXTENSION 1-31
EXTENSION FAIR 1-32
FAIRGROUNDS 1-33
VETERANS OFFICER 1-34
HERITAGE CENTER 1-35
DESOTO BUILDING 1-36
TOURIST INFORMATION CENTER 1-37
INTERGOVERNMENTAL 1-38
MISCELLANEOUS 1-39

ROAD AND BRIDGE

SUMMARY 2-1
REVENUE 2-2
EXPENDITURES 2-3
CAPITAL OUTLAY 2-4
MUNICIPALITIES 2-5

DEPARTMENT OF HUMAN SERVICES
SUMMARY PAGE ..... 3 - 1
REVENUE ..... 3 - 2
EXPENDITURES ..... 3 - 3

LODGING TAX 4-1

CONTINGENT FUND 5-1

TELEVISION FUND 6-1

E911 AUTHORITY 7-1

LC JUSTICE CENTER 8-1

CAPITAL EXPENDITURES FUND 9-1

SOLID WASTE DISPOSAL FUND
SUMMARY 10-1
EXPENDITURES 10-2

CONSERVATION TRUST FUND 11-1

AMBULANCE SERVICE 12-1

FAIR FUND
SUMMARY 13-1
FAIR BOARD REV/EXP 13-2
EXHIBITS REV/EXP 13-5
PRCA REV/EXP 13-6

LEASE-PURCHASE SUPPLEMENTAL SCHEDULE 14-1

* *

LOGAN COUNTY PEST CONTROL DISTRICT (38009) – Section II

NOTICE OF BUDGET i
RESOLUTION TO SET MILL LEVIES ii
RESOLUTION TO ADOPT BUDGET iv
RESOLUTION TO APPROPRIATE SUMS OF MONEY v
CERTFICATION OF TAX LEVIES vi
CERTIFICATION OF VALUE vii

LC PEST CONTROL
SUMMARY 1-1
EXPENDITURES 1-2

COUNTY MISSION STATEMENT

THE MISSION OF LOGAN COUNTY:

To establish and maintain services both of a mandatory and discretionary nature to protect the safety, health, welfare and quality of life for the people of Logan County.

The Budget for Logan County is a financial and operational document which is designed to carry out the County's obligations as a political subdivision of the State of Colorado. The annual budget follows the policies of the Board of County Commissioners which reflects the requests for services by the citizens of Logan County in accordance with the following general policies:

- To maintain a high quality of service to the residents of Logan County and to maintain the County's infrastructure needs both present and future.
- To provide a positive force in the County for economic development and community growth in cooperation with other public and private entities. Logan County will provide the necessary services that will promote economic development and facilitate the growth that our community is experiencing.
- To provide effective and efficient County government to the citizens of Logan County.

BOARD OF COUNTY COMMISSIONERS:

David G. Donaldson, Chairman
Gene A. Meisner
Rocky L. Samber

2014 LOGAN COUNTY BUDGET MESSAGE

The proposed 2014 Logan County Budget was prepared by the Logan County Finance Director under the direction of the Board of Logan County Commissioners using guidelines specified by the Board. As required by State statute, the major features in the budget are listed in this Budget Message.

Logan County Assessed Value –

In the 2014 budget, the Logan County net assessed value is $260,054,690 which is a .48% decrease from the 2013 budget. The mill levy for Logan County is 29.868 and will generate $7,786,817 in net property taxes. An additional .075 mills is allowed for taxes abated and refunded in 2014 for a total mill levy of 29.943.

Personnel Expenses

The County provides single health, dental, vision, and life insurance coverage for all employees consistently working 30 hours per week or more at no cost to the employee. In 2014, the health insurance premiums for the various plans the County offers increased 10% per plan. Family coverage is paid by the employee, and in light of the increased premiums, Logan County decided to offer three high deductible plans – PPO 2000, HDHP2000, and HDHP2500. Logan County will reimburse the employee up to $2000 of their deductible for qualified health expenses. Careful research was done prior to making this change as it was the County's goal to find a solution to the sky rocketing costs of health insurance but still provide excellent benefits to its employees.

Budget Process -

The 2014 budget was prepared in compliance with state statutes, generally accepted budgeting principles, funding agency requirements, and the budget priorities and directions of the Board of County Commissioners.

The County's budget anticipates the level of services to be provided, the cost of doing so, and the funds that will be available to provide these services. Budgeting decisions involving both elected officials and staff determine how the services will be provided.

The budget process in Logan County begins in July with a budget preparation directive from the Board of County Commissioners. This document sets the overall goals and describes specific procedures to be followed.

Budget estimates are reviewed in detail by the Board of County Commissioners. The Commissioners meet with the Elected Officials, Department Heads, and various agencies submitting requests. After final review, the proposed budget is available for viewing in the Logan County Commissioner's Office or on the county website. Citizens are given the opportunity to effect changes to the proposed service levels during the Board of County Commissioners business meeting held on November 19, 2013 prior to the final adoption of the budget.

County government is separate from the school districts, cities, towns, and all other governmental entities. The Board of Commissioners has no authority to make decisions or set mill levies for any other governmental unit.

Fund Analysis -

Logan County receives a significant part of its operating revenue from property tax, sales & use taxes, intergovernmental (federal & state) sources and a variety of fees.

General Fund –

The General Fund functions as the chief operating fund for the County and consists of all county revenue except that specifically allocated by law for other purposes as per C.R.S. 30-25-105. Per C.R.S. 30-25-106, the Board of County Commissioners is authorized to appropriate money from the county general fund for all ordinary county expenses including administrative expenditures of elected and appointed offices and all other general county purposes authorized by law. The 2014 General Fund operating budget is $9,893,788 with a mill levy of 20.793. This is an increase of 5.43% from the 2013 projected budget. The County continues to experience increasing costs in all departments. Due to current economic conditions, interest earning on investments has declined substantially.

Road and Bridge Fund –

The Road and Bridge fund accounts for the construction, repair, maintenance and snow removal for all county roads and bridges. The mill levy for 2014 is 4.000 mills with an operating budget of $5,729,954. This is an increase of .97% from the 2013 projected budget.

In addition to County property tax revenue, Road and Bridge Fund receives State Highway Users Tax monies including the additional FASTER funds. Logan County budgeted $3,300,000 for 2014.

Department of Human Services Fund –

The Human Services Fund provides a variety of State mandated human services including public assistance and children and family services programs. The mill levy for 2014 is 2.900 mills. Logan County continues to face cuts in funding from the State for Human Services programs while the need for services locally continues to increase. The programs administered by the Human Services Department are funded by state, federal, and county sources.

Lodging Tax Fund -

The Lodging Tax Fund receives its funding from local lodging tax to support our tourism industry. In 2012, the City of Sterling initiated a ballot issue for the City residents to vote on increasing the lodging tax rate to 5% for hotels within Sterling City limits for the purpose of raising funds to promote tourism, conventions, and community beautification within the city. The City of Sterling receives 3.1% of the tax. Logan County continues to receive 1.9% for advertising and marketing local tourism and to continue the operation and maintenance of the Tourism Center. Hotels outside of city limits continue to collect 1.9% tax.

Contingency Fund –

The Contingency Fund is a reserve set aside to meet the requirement of TABOR (Tax Payer Bill of Rights, Article X, Section 20 (5) of the Colorado Constitution) which requires 3% of Fiscal Year Spending reserved for declared emergencies. Current set aside amount is $526,028.

TV Translator Fund –

The TV Translator Fund budget for 2014 is $93,869. This fund maintains and upgrades the television translator system which allows Logan County residents to receive a variety of television programming using outdoor antennas.

E911 Fund –

The 2014 budget for the E911 Emergency Telephone Fund is $575,530. This fund's primary source of revenue is user fees collected by telephone service suppliers including wireless providers. Funds are used to provide continued operation of the emergency telephone service and to maintain or upgrade equipment as needed.

Justice Center Fund –

The Justice Center Fund is a restricted fund created solely for repaying the debt to construct the new Justice Center facility completed in 2003. This fund is supported entirely by sales and use tax, plus interest earnings from these monies. Maintenance of the Justice Center is budgeted in the General Fund.

Capital Expenditure Fund –

Capital purchases and improvements are expended out of this fund. The 2014 mill levy is 2.000 mills. The Courthouse renovation and fairground improvements were expended from this fund in 2013. Projects in 2014 include equipment reserve for the Logan County Ambulance; vehicles and equipment for the Sheriff's Department; a vehicle for the Extension Office; a vehicle for the Landfill; a new scale house and operating equipment at the Landfill; and various office equipment in the Finance, Elections, Clerk and Recorder, Assessor, and Treasurer offices.

In 2012 the Great Outdoors Colorado (GOCO) awarded a grant for $181,745 to construct a new pavilion which included restroom and shower facilities and stalls at the fairgrounds. The restroom and shower structure was constructed in 2012, with the final project of adding stalls to an existing building completed in 2013.

Solid Waste Fund –

The Solid Waste Fund is funded primarily by disposal fees but will also receive a mill levy of .250 mills to assist in setting aside reserves for new equipment and new cell development. The 2014 budget is $926,368 which is a decrease from the 2013 budget of 10.01% primarily due to the purchase of heavy equipment in 2013 and moving capital outlay projects to the Capital Expenditure Fund in 2014. This fund also includes the required reserve for closure and post closure costs.

Conservation Trust Fund –

The Conservation Trust Fund collects State lottery funds for use in local parks and recreation projects. The 2014 budget is $87,359 and includes funding for maintenance and improvements of the fairgrounds and the gazebo located on the Courthouse square. The fairground facility is used by numerous organizations throughout the year that includes tractor pulls, wedding dances, rodeos, roping events,

and the annual Logan County Fair. The gazebo on the Courthouse square is also used for a variety of activities that include Sugar Beet Days where vendors sell their products; July Jamz where concerts are held Friday evenings during the month of July; outdoor weddings; and many other events. One the renovation of the Courthouse was completed, the entire Courthouse square has become a popular photo setting for weddings, high school graduation and family gatherings.

Lottery funds were used in 2013 to help with the purchase of new stalls at the fairgrounds that the GOCO Grant did not cover.

Ambulance Fund –

In 2011, General Fund established the Logan County Ambulance Service Fund. An Intergovernmental Agreement was developed with the City of Sterling to manage the operation of the ambulance with the County being the source of funding. Initially, grants were obtained to purchase ambulances and equipment. Revenue to operate is received through ambulance fees paid by insurance companies, Medicare, Medicaid, or self pay. Equipment reserves are maintained in the Capital Expenditure Fund for future equipment. The County recognizes this is a new endeavor and may need assistance in the beginning but anticipate it to be supported with user fees in future years.

Pest Control District Fund –

The Pest Control District was created for the purpose of controlling noxious weeds and eradicating pest. It is funded by its own mill levy of 1.16 mills. The 2013 assessed value for the 2014 budget is $96,628,430. A temporary tax credit of .039 mills is required in 2014 due to the 5.5% property tax limitation as defined by CRS 29-1-301. An additional .001 mills is allowed for taxes abated and refunded. Total mill levy for 2014 is 1.122 mills. User fees are received from landowners who request spraying of noxious weeds or other pest control. Fees are determined by the cost of the spray or subsidizing the landowner's expense for rodent removal based on a budgeted amount available.

Lease Purchase

Logan County has five (5) lease purchase agreements. One to construct the Justice Center Facility, three (3) to purchase vehicles and equipment for the Sheriff Department, and one (1) to purchase a new phone system at Justice Center.

Basis of Accounting –

Pursuant to CRS 29-1-102, et seq., the modified accrual basis of accounting is used by Logan County. Under the modified accrual basis of accounting, revenues are recognized when susceptible to accrual. Expenditures are recorded when the related fund liability is incurred.

Respectfully Submitted,

Debbie Unrein

Debbie Unrein

Logan County Budget Officer

AFFIDAVIT OF PUBLICATION

STERLING JOURNAL-ADVOCATE

RECEIVED
NOV 13 2013
BY:

State of Colorado
County of Logan

I, the undersigned agent, do solemnly swear that **THE STERLING JOURNAL ADVOCATE** is a daily newspaper printed, in whole or in part, and published in the City of Sterling, County of Logan, State of Colorado, and which has general circulation there in Logan county; that said newspaper has been continuously and uninterruptedly published for a period of more than six months next prior to the first publication of the annexed legal notice of advertisement, that said newspaper has been admitted to the United States mails as second-class matter under the provisions of the Act of March 3, 1879, or any, amendments thereof, and that said newspaper is a daily newspaper duly qualified for publishing legal notices and advertisements within the meaning of the laws of the State of Colorado; that a copy of each number of said newspaper, in which said notice of advertisement was published, was transmitted by mail or carrier to each of the subscribers of said newspaper, according to the accustomed mode of business in this office.

The annexed legal notice or advertisement was published in the regular and entire edition of said daily newspaper once; and that one publication of said notice was in the issue of said newspaper dated **November 8, 2013**.

Agent

Subscribed and sworn to before me this 11th day of **November, 2013** in the County of Logan, State of Colorado.

Notary Public

My Commission Expires on 12/11/14

Account # 213035
Ad # 5605382
Fee $17.03

MELISSA L. NAJERA
NOTARY PUBLIC
STATE OF COLORADO

NOTICE AS TO PROPOSED BUDGET

Notice is hereby given that a proposed budget has been submitted to the Board of Logan County Commissioners for Logan County for the ensuing fiscal year 2014. A copy of the proposed budget has been filed in the Office of the County Commissioners where same is open for public inspection. The proposed budget is also available on the Logan County website: logancountyco.gov. That such proposed budget will be considered at a regular meeting of the Board of County Commissioners to be held at the Logan County Courthouse 315 Main Street, Tuesday, November 19, 2013 at 9:00 a.m. Any person within Logan County may at any time prior to the final adoption of the budget, file or register his objections thereto at the office of the Logan County Commissioners.

BOARD OF COUNTY COMMISSIONERS
LOGAN COUNTY, COLORADO

Published in the Sterling Journal-Advocate November 8, 2013. Ad # 5605382

717817 12/11/2013 10:15 AM B: 01005 P: 988 RES
Page: 1 of 2 R $0.00 D $0.00 T $0.00
Pamela M. Bacon Clerk & Recorder, Logan County, Co

RESOLUTION TO SET MILL LEVIES

No. 2013-45

A RESOLUTION LEVYING GENERAL PROPERTY TAXES FOR THE 2013 ASSESSMENT YEAR PAYABLE IN 2014 TO HELP DEFRAY THE COSTS OF GOVERNMENT FOR THE COUNTY OF LOGAN, COLORADO, FOR THE 2013 BUDGET YEAR.

WHEREAS, the Board of County Commissioners of the County of Logan has adopted the annual budget in accordance with the Logan Government Budget Law, on December 10, 2013 and;

WHEREAS, the amount of money necessary to balance the budget for the general operating purposes (General Fund) is $5,407,317 and;

WHEREAS, the amount of money necessary to balance the budget for Road and Bridge Fund is $1,040,219 and;

WHEREAS, the amount of money necessary to balance the budget for Human Services Fund is $754,158 and;

WHEREAS, the amount of money necessary to balance the budget for Capital Expenditures Fund is $520,109 and;

WHEREAS, the amount of money necessary to balance the budget for Solid Waste Fund is $65,014 and;

WHEREAS, the 2013 valuation for assessment for the County of Logan as certified by the County Assessor is $260,054,690.

NOW, THEREFORE, BE IT RESOLVED BY THE BOARD OF COUNTY COMMISSIONERS OF THE COUNTY OF LOGAN, COLORADO:

Section 1. That for the purpose of meeting all general operating and other expenses of General Fund of the County of Logan during the 2014 budget year, there is a hereby levied a tax of 29.868 mills plus an abatement of .075 mills resulting in 29.943 mills upon each dollar of the total valuation for assessment of all taxable property within the County in 2013.

The details of the above tax levies are as follows:

FUND	MILL LEVY
General	20.718
Abatement/Tax Refund	.075
Total General	20.793
Road and Bridge	4.000
Human Services	2.900
Capital Expenditure	2.000
Solid Waste	.250
Total Levy	**29.943**

Section 2 That the Budget Officer is hereby authorized and directed to immediately certify to the County Commissioners of Logan County, Colorado the mill levies for the COUNTY OF LOGAN as herein above determined and set.

Adopted this 10th day of December, 2013.

BOARD OF COUNTY COMMISSIONERS
OF THE COUNTY OF LOGAN AND
STATE OF COLORADO

(Aye) ~~(Nay)~~
David G. Donaldson, Chairman

(Aye) (Nay)
Gene A. Meisner

(Aye) (Nay)
Rocky L. Samber

I, Pamela M. Bacon, the County Clerk and Recorder in and for the County of Logan, State of Colorado do hereby certify that the foregoing resolution was adopted by the Board of County Commissioners of the County of Logan, State of Colorado, in its regular session assembled this 10th day of December, 2013

County Clerk and Recorder

717815 12/11/2013 10:15 AM B: 01005 P: 986 RES
Page: 1 of 3 R $0.00 D $0.00 T $0.00
Pamela M. Bacon Clerk & Recorder, Logan County, Co

RESOLUTION TO ADOPT BUDGET

No. 2013-43

A RESOLUTION SUMMARIZING EXPENDITURES AND REVENUES FOR EACH FUND, AND ADOPTING A BUDGET FOR THE COUNTY OF LOGAN, COLORADO, FOR THE CALENDAR YEAR BEGINNING ON THE 1ST DAY OF JANUARY, 2014, AND ENDING ON THE LAST DAY OF DECEMBER, 2014.

WHEREAS, the Board of County Commissioners of Logan County has appointed Debbie Unrein to prepare and submit a proposed budget to said governing body at the proper time; and

WHEREAS, Debbie Unrein, Budget Officer has submitted a proposed budget to this governing body on December 10, 2013 for its consideration; and

WHEREAS, upon due and proper notice, published or posted in accordance with the law, said proposed budget was open for inspection by the public at a designated place, a public hearing was held on November 19, 2013, and interested taxpayers were given the opportunity to file or register any objections to said proposed budget; and

WHEREAS, whatever increases may have been made in the expenditures, like increases were added to the revenue so that the budget remains in balance as required by law.

NOW, THEREFORE, BE IT RESOLVED by the Board of County Commissioners of the County of Logan, Colorado:

Section 1. That estimated expenditures including treasurer's fees for each fund are as follows:

GENERAL FUND	$	9,893,788
ROAD AND BRIDGE FUND	$	5,729,954
HUMAN SERVICES FUND	$	4,115,214
LODGING TAX FUND	$	149,998
CONTINGENCY FUND	$	526,028
TELEVISION TRANSLATOR FUND	$	93,869
E911 FUND	$	575,530
LOGAN COUNTY JUSTICE CENTER FUND	$	1,463,640
CAPITAL EXPENDITURES FUND	$	1,070,667
SOLID WASTE DISPOSAL FUND	$	926,368
CONSERVATION TRUST FUND	$	87,359
AMBULANCE SERVICE FUND	$	784,356
FAIR FUND	$	415,050
TOTAL ALL FUNDS	$	25,831,821

Section 2. That estimated revenues for each fund are as follows:

GENERAL FUND

From unappropriated surpluses	$	4,389,435
From sources other than general property tax		2,935,713
From the general property tax levy		5,407,317
Total General Fund	$	12,732,465

ROAD AND BRIDGE FUND

From unappropriated surpluses	$	1,859,199
From sources other than general property tax		4,394,000
From the general property tax levy		1,040,219
Total Road and Bridge Fund	$	7,293,418

HUMAN SERVICES FUND

From unappropriated surpluses	$	1,089,407
From sources other than general property tax		3,204,466
From the general property tax levy		754,158
Total Social Services Fund Fund	$	5,048,031

LODGING TAX FUND

From unappropriated surpluses	$	84,098
From sources other than general property tax		65,900
From the general property tax levy		-0-
Total Lodging Tax Fund	$	149,998

CONTINGENCY FUND

From unappropriated surpluses	$	526,028
From other sources other than general property tax		-0-
From the general property tax levy		-0-
Total Contingent Fund	$	526,028

TELEVISION TRANSLATOR FUND

From unappropriated surpluses	$	96,396
From sources other than general property tax		-0-
From the general property tax levy		-0-
Total Television Translator Fund	$	96,396

E911 FUND

From unappropriated surpluses	$	397,530
From other sources other than general property tax		178,000
From the general property tax levy		-0-
Total E911 Fund	$	575,530

LOGAN COUNTY JUSTICE CENTER FUND

From unappropriated surpluses	$	2,848,508
From sources other than general property tax		1,550,000
From the general property tax levy		-0-
Total Logan County Justice Center Fund	$	4,398,508

CAPITAL EXPENDITURES FUND

From unappropriated surpluses	$	392,832
From sources other than general property tax		442,687
From the general property tax levy		520,109
Total Capital Expenditures Fund	$	1,355,628

X

SOLID WASTE DISPOSAL FUND

From unappropriated surpluses	$	617,801
From sources other than general property tax		374,000
From the general property tax levy		65,014
Total Solid Waste Disposal Site & Facility	$	1,056,815

CONSERVATION TRUST FUND

From unappropriated surpluses	$	27,359
From sources other than general property tax		60,000
Total Conservation Trust Fund	$	87,359

AMBULANCE SERVICE FUND

From unappropriated surpluses	$	222,172
From sources other than general property tax		700,000
From the general property tax levy		-0-
Total Logan County Justice Center Fund	$	922,172

FAIR FUND

From unappropriated surpluses	$	28,435
From sources other than general property tax		414,743
From the general property tax levy		-0-
Total Fair Fund	$	443,178

Section 3. That the budget submitted, and hereinabove summarized by fund, be, and the same hereby is approved and adopted as the budget of Logan County, Colorado for the year stated above.

Section 4. That the budget hereby approved and adopted shall be signed by the Commissioners and certified by the County Clerk, and made a part of the public records of the County.

Adopted this 10th day of December, 2013

BOARD OF COUNTY COMMISSIONERS
OF THE COUNTY OF LOGAN AND
STATE OF COLORADO

David G. Donaldson (Aye) ~~(Nay)~~
David G. Donaldson, Chairman

Gene A. Meisner (Aye) (Nay)
Gene A. Meisner

Rocky L. Samber (Aye) (Nay)
Rocky L. Samber

I, Pamela M. Bacon, the County Clerk and Recorder in and for the County of Logan, State of Colorado do hereby certify that the foregoing resolution was adopted by the Board of County Commissioners of the County of Logan, State of Colorado, in its regular session assembled this 10th day of December, 2013.

Pamela M. Bacon
County Clerk and Recorder

717818 12/11/2013 10:15 AM B: 01005 P: 987 RES
Page: 1 of 1 R $0.00 D $0.00 T $0.00
Pamela M. Bacon Clerk & Recorder, Logan County, Co

RESOLUTION TO APPROPRIATE SUMS OF MONEY

No. 2013-44

A RESOLUTION APPROPRIATING SUMS OF MONEY TO THE VARIOUS FUNDS AND SPENDING AGENCIES, IN THE AMOUNTS AND FOR THE PURPOSE AS SET FORTH BELOW, FOR LOGAN COUNTY, COLORADO, FOR THE 2014 BUDGET YEAR.

WHEREAS, the Board of County Commissioners has adopted the annual budget in accordance with the Local Government Budget Law, on December 10, 2013; and

WHEREAS, the Board of County Commissioners has made provision therein for revenues in an amount equal to or greater than the total proposed expenditures as set forth in said budget; and

WHEREAS, it is not only required by law, but also necessary to appropriate the revenues provided in the budget to and for the purposes described below, so as not to impair the operations of the County.

NOW, THEREFORE, BE IT RESOLVED by the Board of County Commissioners of the County of Logan, Colorado:

Section 1. That the following sums are hereby appropriated from the revenue of each fund, to each fund, for the purposes stated:

GENERAL FUND	$	9,893,788
ROAD AND BRIDGE FUND	$	5,729,954
HUMAN SERVICES FUND	$	4,115,214
LODGING TAX FUND	$	149 ,998
CONTINGENCY FUND	$	526,028
TELEVISION TRANSLATOR FUND	$	93,869
E911 FUND	$	575,530
LOGAN COUNTY JUSTICE CENTER FUND	$	1,463,640
CAPITAL EXPENDITURES FUND	$	1,070,667
SOLID WASTE DISPOSAL SITE & FACILITY	$	926,368
CONSERVATION TRUST FUND	$	87,359
AMBULANCE SERVICE FUND	$	784,356
FAIR FUND	$	415,050

Adopted this 10th day of December, 2013.

BOARD OF COUNTY COMMISSIONERS
OF THE COUNTY OF LOGAN AND
STATE OF COLORADO

David G. Donaldson (Aye) (Nay)
David G. Donaldson, Chairman

Gene A. Meisner (Aye) (Nay)
Gene A. Meisner

Rocky L. Samber (Aye) (Nay)
Rocky L. Samber

I, Pamela M. Bacon, the County Clerk and Recorder in and for the County of Logan, State of Colorado do hereby certify that the foregoing resolution was adopted by the Board of County Commissioners of the County of Logan, State of Colorado, in its regular session assembled this 10th day of December, 2013.

County Clerk and Recorder

CERTIFICATION OF TAX LEVIES for NON-SCHOOL Governments

TO: County Commissioners[1] of LOGAN COUNTY, Colorado.

On behalf of the LOGAN COUNTY,
(taxing entity)[A]

the BOARD OF COUNTY COMMISSIONERS
(governing body)[B]

of the COUNTY OF LOGAN
(local government)[C]

Hereby officially certifies the following mills to be levied against the taxing entity's GROSS assessed valuation of: $ 266,879,860
(GROSS[D] assessed valuation, Line 2 of the Certification of Valuation Form DLG 57[E])

Note: If the assessor certified a NET assessed valuation (AV) different than the GROSS AV due to a Tax Increment Financing (TIF) Area[F] the tax levies must be calculated using the NET AV. The taxing entity's total property tax revenue will be derived from the mill levy multiplied against the NET assessed valuation of: $ 260,054,690
(NET[G] assessed valuation, Line 4 of the Certification of Valuation Form DLG 57)

Submitted: *12/10/2013* (mm/dd/yyyy) for budget/fiscal year *2014* (yyyy).
(not later than Dec. 15)

PURPOSE (see end notes for definitions and examples)	LEVY[2]		REVENUE[2]
1. General Operating Expenses[H]	29.868	mills	$ 7,767,313
2. <Minus> Temporary General Property Tax Credit/ Temporary Mill Levy Rate Reduction[I]	< >	mills	$ < >
SUBTOTAL FOR GENERAL OPERATING:		**mills**	$
3. General Obligation Bonds and Interest[J]		mills	$
4. Contractual Obligations[K]		mills	$
5. Capital Expenditures[L]		mills	$
6. Refunds/Abatements[M]	.075	mills	$ 19,504
7. Other[N] (specify):		mills	$
		mills	$
TOTAL: [Sum of General Operating Subtotal and Lines 3 to 7]	29.943	**mills**	**$ 7,786,817**

Contact person: (print) DEBBIE UNREIN

Daytime phone: 970-522-0880 ext. 256

Signed: Debbie Unrein

Title: FINANCE/HR DIRECTOR

Include one copy of this tax entity's completed form when filing the local government's budget by January 31st, per 29-1-113 C.R.S., with the Division of Local Government (DLG), Room 521, 1313 Sherman Street, Denver, CO 80203. Questions? Call DLG at (303) 866-2156.

[1] If the taxing entity's boundaries include more than one county, you must certify the levies to each county. Use a separate form for each county and certify the same levies uniformly to each county per Article X, Section 3 of the Colorado Constitution.
[2] Levies must be rounded to three decimal places and revenue must be calculated from the total *NET assessed valuation* (Line 4 of Form DLG57 on the County Assessor's *final* certification of valuation).

Form DLG 70 (rev 7/08)

CERTIFICATION OF VALUATION

NAME OF JURISDICTION LOGAN COUNTY NEW DISTRICT: ( )YES (X)NO

CERTIFICATION IN LOGAN COUNTY ON DECEMBER 2, 2013

USE FOR STATUTORY CALCULATION (5.5% LIMIT) ONLY

IN ACCORDANCE WITH (39-5-121(2)(a) AND 123(1), C.R.S.) THE TOTAL ASSESSED VALUATION FOR THE TAXABLE YEAR 2013 IS:

PREVIOUS YEAR'S NET TOTAL ASSESSED VALUATION:	$	261,317,060.00
CURRENT YEAR'S GROSS TOTAL ASSESSED VALUATION:	$	266,879,860.00
LESS TIF DISTRICT INCREMENT, IF ANY:	$	6,825,170.00
CURRENT YEAR'S NET TOTAL ASSESSED VALUATION:	$	260,054,690.00
NEW CONSTRUCTION*:	$	511,280.00
INCREASES IN MINING PRODUCTION***:	$	0.00
ANNEXATIONS/INCLUSIONS:	$	0.00
PREVIOUSLY EXEMPT FEDERAL PROPERTY**:	$	0.00
NEW PRIMARY OIL/GAS PRODUCTION FROM ANY OIL/GAS LEASEHOLD OR LAND (29-1-301(1)(b)C.R.S.)***:	$	0.00
TAXES COLLECTED LAST YEAR ON OMITTED PROPERTY AS OF AUG. 1(29-1-301(1)(a)C.R.S.):	$	1,449.20
TAXES ABATED AND REFUNDED AS OF AUG. 1 (29-1-301(1)(a)C.R.S.)AND(39-10-114(1)(a)(I)(B)C.R.S.):	$	19,571.06

*This value reflects personal property exemption enacted by the jurisdiction, if any, as authorized by Article X; Sec 20(8)(b), Colorado Constitution

**New Construction is defined as: Taxable real property structures and the Personal Property connected with the structure.

***Jurisdiction must submit a certification (form DLG 52 & 52A) to the Division of Local Government in order for the values to be counted as growth in the calculation.

****Jurisdiction must apply (Form DLG 52B) to the Division of Local Government before for the value can be counted as growth in the calculation.

USE FOR "TABOR LOCAL GROWTH" CALCULATION ONLY

IN ACCORDANCE WITH THE PROVISION OF ART.X, SEC.20, COLO. CONS., THE ACTUAL VALUATION FOR THE TAXABLE YEAR 2013 IS:

CURRENT YEAR'S VALUE OF ALL REAL PROPERTY*:	$	1,213,047,020.00
ADDITIONS TO TAXABLE REAL PROPERTY:		
CONSTRUCTION OF TAXABLE REAL PROPERTY IMPROVEMENTS**:	$	2,887,290.00
ANNEXATIONS/INCLUSIONS:	$	0.00
INCREASED IN MINING PRODUCTION***:	$	0.00
PREVIOUSLY EXEMPT PROPERTY	$	0.00
OIL OR GAS PRODUCTION FROM A NEW WELL:	$	0.00
TAXABLE REAL PROPERTY OMITTED FROM THE PREVIOUS YEAR'S TAX WARRANT:	$	54,280.00

(If land/structures are picked up as omitted property for multiple years, only the most current year's actual value can be reported as omitted property.)

DELETIONS FROM TAXABLE REAL PROPERTY:		
DESTRUCTION OF TAXABLE REAL PROPERTY IMPROVEMENTS:	$	562,350.00
DISCONNECTIONS/EXCLUSIONS:	$	0.00
PREVIOUS TAXABLE PROPERTY:	$	6,090.00

*This includes the actual value of all taxable real property plus the actual value of religious, private school, and charitable property.

**Construction is defined as newly constructed taxable real property structures.

***Includes production from new mines and increase in production of existing producing mines.

NOTE: ALL LEVIES MUST BE CERTIFIED TO THE BOARD OF COUNTY COMMISSIONERS NO LATER THAN DECEMBER 15

LOGAN COUNTY FUND BALANCE HISTORY

	2005	2006	2007	2008	2009	2010	2011	2012
GENERAL FUND	2,364,719	3,446,001	4,246,688	3,523,203	4,108,778	3,733,679	3,580,330	4,208,625
ROAD AND BRIDGE	885,336	1,718,883	2,534,279	1,886,036	2,517,210	2,811,052	2,373,893	2,331,257
DPT OF HUMAN SERVICES	844,090	815,221	750,492	613,054	661,676	800,876	793,769	850,186
LODGING TAX	63,978	80,007	115,056	136,409	138,370	134,128	119,857	131,798
CONTINGENCY FUND	228,077	228,077	228,077	228,077	228,077	455,000	455,000	481,028
TV TRANSLATOR FUND	158,125	182,352	148,644	253,714	295,494	258,143	255,744	135,807
E911 AUTHORITY FUND	365,362	446,726	553,186	661,693	519,051	220,649	268,855	332,311
LC JUSTICE CENTER FUND	3,458,923	4,242,267	5,345,366	5,458,917	6,439,756	2,211,854	2,234,127	2,648,143
CAPITAL EXPENDITURES	1,386,271	1,142,374	1,296,921	1,296,095	758,536	468,265	606,439	498,408
SOLID WASTE DISPOSAL	1,193,977	943,643	1,077,321	637,091	951,099	1,058,490	1,274,161	1,168,378
CONSERVATION TRUST FUND	51,110	74,959	81,681	74,031	87,099	49,961	93,889	58,109
AMBULANCE SERVICE							234,265	290,417
FAIR FUND	26,366	41,302	41,784	56,845	67,784	86,188	50,722	44,930
Total LC Fund Balance	11,026,334	13,361,812	16,419,495	14,825,165	16,772,930	12,288,285	12,341,051	13,179,397
LC PEST CONTROL FUND	231,826	176,992	156,727	140,186	137,129	159,104	184,487	181,942

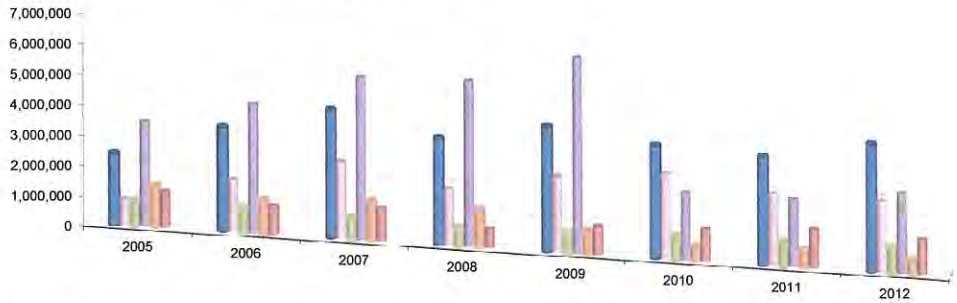

	2005	2006	2007	2008	2009	2010	2011	2012
General Fund	2,364,719	3,446,001	4,246,688	3,523,203	4,108,778	3,733,679	3,580,330	4,208,625
R&B	885,336	1,718,883	2,534,279	1,886,036	2,517,210	2,811,052	2,373,893	2,331,257
DSS	844,090	815,221	750,492	613,054	661,676	800,876	793,769	850,186
Justice Center	3,458,923	4,242,267	5,345,366	5,458,917	6,439,756	2,211,854	2,234,127	2,648,143
Capital Expend	1,386,271	1,142,374	1,296,921	1,296,095	758,536	468,265	606,439	498,408
Solid Waste	1,193,977	943,643	1,077,321	637,091	951,099	1,058,490	1,274,161	1,168,378

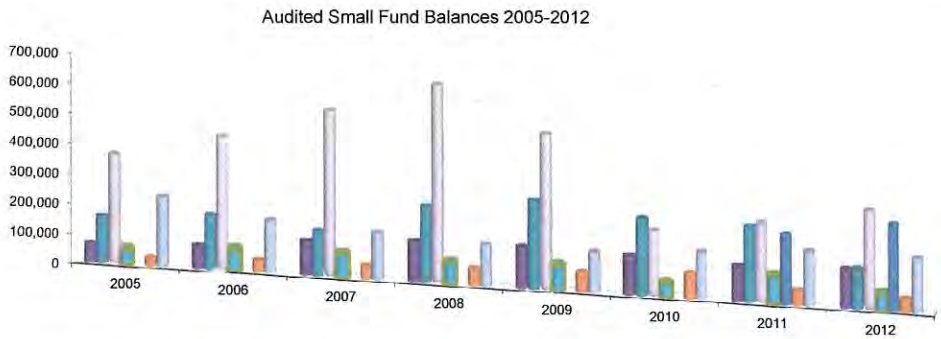

	2005	2006	2007	2008	2009	2010	2011	2012
Lodging Tax	63,978	80,007	115,056	136,409	138,370	134,128	119,857	131,798
TV Trans	158,125	182,352	148,644	253,714	295,494	258,143	255,744	135,807
E911	365,362	446,726	553,186	661,693	519,051	220,649	268,855	332,311
Consv Trust	51,110	74,959	81,681	74,031	87,099	49,961	93,889	58,109
Ambulance Serv							234,265	290,417
Fair Fund	26,366	41,302	41,784	56,845	67,784	86,188	50,722	44,930
Pest	231,826	176,992	156,727	140,186	137,129	159,104	184,487	181,942

LOGAN COUNTY, COLORADO
COMPARATIVE SUMMARY OF PROPERTY TAX REVENUES
2014

	PRIOR YEAR 2012		CURRENT YEAR 2013		ADOPTED BUDGET YEAR 2014			INCREASE (DECREASE) BETWEEN BUDGET AND CURRENT YEAR LEVY	
ASSESSED VALUATIONS, MILL LEVIES, & PROPERTY TAXES:	LEVY	AMOUNT	LEVY	AMOUNT	LEVY	AMOUNT		LEVY	AMOUNT
NET ASSESSED VALUATION -COUNTY FUND	256,303,620		261,317,060		260,054,690				
GENERAL	22.551	5,788,091	23.425	6,115,231	20.793	5,407,317		(2.632)	(707,914)
ROAD & BRIDGE	2.000	513,333	2.500	652,640	4.000	1,040,219		1.500	387,579
HUMAN SERVICES	3.000	769,952	3.000	783,951	2.900	754,159		(0.100)	(29,792)
LODGING TAX FUND									
REVOLVING LOAN FUND									
CONTINGENT FUND									
TV TRANSLATOR									
E911 AUTHORITY BOARD									
LOGAN COUNTY JUSTICE CENTER									
CAPITAL EXPENDITURES	2.368	607,787	1.000	261,056	2.000	520,109		1.000	259,053
SOLID WASTE SITE & FACILITY FUND	0.000		0.000		0.250	65,014		0.250	65,014
CONSERVATION TRUST									
AMBULANCE SERVICE									
FAIR FUND									
TOTALS	29.919	7,679,163	29.925	7,812,878	29.943	7,786,818	*	0.018	(26,060)
*INCLUDES TIF DISTRICT									

		2013 Net		2014 Gross		2014 Net
ASSESSED VALUATION		261,317,060		266,879,860		260,054,690
GENERAL OPERATING MILL LEVY	29.868	7,805,018	29.868	7,971,168	29.868	7,767,313
REFUNDS/ABATEMENTS	0.057	14,895	0.075	20,016	0.075	19,504
TEMPORARY TAX CREDIT						
NET MILL LEVY	29.925	7,819,913	29.943	7,991,184	29.943	7,786,817

CONSOLIDATED FUND SUMMARY

	ACTUAL 2012 COL.1	PROJECTED 2013 COL.2	APPROVED 2014 COL.3	% OF CHANGE COL.3-COL.2
LOGAN COUNTY SUMMARY				
NET ASSESSED VALUE	256,303,620	261,317,060	260,054,690	-0.48%
BEGINNING FUND BALANCE	12,341,201	13,179,397	12,579,200	-4.55%
PROPERTY TAX	7,677,748	7,812,878	7,786,817	-0.33%
REVENUE	16,601,507	15,334,323	14,319,509	-6.62%
TOTAL AVAILABLE	36,620,456	36,326,598	34,685,526	-4.52%
EXPENDITURES	23,441,059	23,747,398	25,831,821	8.78%
FUND BALANCE	13,179,397	12,579,200	8,853,705	-29.62%
LESS UNAVAILABLE FUND BALANCE	50,000	50,000	50,000	
ENDING FUND BALANCE	13,129,397	12,529,200	8,803,705	-29.73%
MILL LEVY	29.919	29.925	29.943	
SUMMARY BY FUND				
GENERAL FUND				
BEGINNING FUND BALANCE	3,580,330	4,208,625	4,389,435	4.30%
PROPERTY TAX	5,788,091	6,115,231	5,407,317	-11.58%
REVENUE	4,139,871	3,450,231	2,935,713	-14.91%
TOTAL AVAILABLE	13,508,292	13,774,087	12,732,465	-7.56%
EXPENDITURES	9,299,667	9,384,652	9,893,788	5.43%
FUND BALANCE	4,208,625	4,389,435	2,838,677	-35.33%
LESS UNAVAILABLE FUND BALANCE	50,000	50,000	50,000	
ENDING FUND BALANCE	4,158,625	4,339,435	2,788,677	-35.74%
MILL LEVY	22.551	23.425	20.793	
ROAD & BRIDGE				
BEGINNING FUND BALANCE	2,373,893	2,331,257	1,859,199	-20.25%
PROPERTY TAX	513,333	652,640	1,040,219	59.39%
REVENUE	4,839,252	4,550,430	4,394,000	-3.44%
TOTAL AVAILABLE	7,726,478	7,534,327	7,293,418	-3.20%
EXPENDITURES	5,395,221	5,675,128	5,729,954	0.97%
ENDING FUND BALANCE	2,331,257	1,859,199	1,563,464	-15.91%
MILL LEVY	2.000	2.500	4.000	
DEPARTMENT OF HUMAN SERVICES				
BEGINNING FUND BALANCE	793,769	850,186	1,089,407	28.14%
PROPERTY TAX	768,537	783,951	754,158	-3.80%
REVENUE	2,813,240	2,998,856	3,204,466	6.86%
TOTAL AVAILABLE	4,375,546	4,632,993	5,048,031	8.96%
EXPENDITURES	3,525,360	3,543,586	4,115,214	16.13%
ENDING FUND BALANCE	850,186	1,089,407	932,817	-14.37%
MILL LEVY	3.000	3.000	2.900	
LODGING TAX				
BEGINNING FUND BALANCE	119,857	131,798	84,098	-36.19%
REVENUE	94,874	59,800	65,900	10.20%
TOTAL AVAILABLE	214,731	191,598	149,998	-21.71%
EXPENDITURES	82,933	107,500	149,998	39.53%
**ENDING FUND BALANCE	131,798	84,098	0	
CONTINGENCY				
BEGINNING FUND BALANCE	455,000	481,028	526,028	9.35%
REVENUE	26,028	45,000	0	
TOTAL AVAILABLE	481,028	526,028	526,028	
EXPENDITURES	0	0	526,028	
**ENDING FUND BALANCE	481,028	526,028	0	
TV TRANSLATOR				
BEGINNING FUND BALANCE	255,744	135,807	96,396	-29.02%
PROPERTY TAX	0	0	0	
REVENUE	40,087	9	0	
TOTAL AVAILABLE	295,831	135,816	96,396	
EXPENDITURES	160,024	39,420	93,869	138.13%
ENDING FUND BALANCE	135,807	96,396	2,527	-97.38%
MILL LEVY	0.000	0.000	0.000	

	ACTUAL 2012 COL.1	PROJECTED 2013 COL.2	APPROVED 2014 COL.3	% OF CHANGE COL.3-COL.2
E911				
BEGINNING FUND BALANCE	268,855	332,311	397,530	19.63%
REVENUE	173,014	176,146	178,000	1.05%
TOTAL AVAILABLE	441,869	508,457	575,530	13.19%
EXPENDITURES	109,558	110,927	575,530	418.84%
**ENDING FUND BALANCE	332,311	397,530	0	
LOGAN COUNTY JUSTICE CENTER				
BEGINNING FUND BALANCE	2,234,127	2,648,143	2,848,508	7.57%
REVENUE	1,848,279	1,644,600	1,550,000	-5.75%
TOTAL AVAILABLE	4,082,406	4,292,743	4,398,508	2.46%
EXPENDITURES	1,434,263	1,444,235	1,463,640	1.34%
ENDING FUND BALANCE	2,648,143	2,848,508	2,934,868	3.03%
CAPITAL EXPENDITURES FUND				
BEGINNING FUND BALANCE	606,439	498,408	392,832	-21.18%
PROPERTY TAX	607,787	261,056	520,109	99.23%
REVENUE	737,877	714,104	442,687	-38.01%
TOTAL AVAILABLE	1,952,103	1,473,568	1,355,628	-8.00%
EXPENDITURES	1,453,695	1,080,736	1,070,667	-0.93%
**ENDING FUND BALANCE	498,408	392,832	284,961	-27.46%
MILL LEVY	2.368	1.000	2.000	
SOLID WASTE DISPOSAL FUND				
BEGINNING FUND BALANCE	1,274,161	1,168,378	617,801	-47.12%
PROPERTY TAX	0	0	65,014	>100%
REVENUE	628,551	478,825	374,000	-21.89%
TOTAL AVAILABLE	1,902,712	1,647,203	1,056,815	-35.84%
EXPENDITURES	734,334	1,029,402	926,368	-10.01%
ENDING FUND BALANCE	1,168,378	617,801	130,447	-78.89%
MILL LEVY	0.000	0.000	0.250	
CONSERVATION TRUST FUND				
BEGINNING FUND BALANCE	93,889	58,109	27,359	-52.92%
REVENUE	66,519	69,060	60,000	-13.12%
TOTAL AVAILABLE	160,408	127,169	87,359	-31.30%
EXPENDITURES	102,299	99,810	87,359	-12.47%
**ENDING FUND BALANCE	58,109	27,359	0	
AMBULANCE SERVICE				
BEGINNING FUND BALANCE	234,265	290,417	222,172	-23.50%
REVENUE	763,704	700,000	700,000	0.00%
TOTAL AVAILABLE	997,969	990,417	922,172	-6.89%
EXPENDITURES	707,552	768,245	784,356	2.10%
ENDING FUND BALANCE	290,417	222,172	137,816	-37.97%
FAIR FUND				
BEGINNING FUND BALANCE	50,722	44,930	28,435	-36.71%
PRIOR YEAR ADJUSTMENT/TRANSFER	150	-1,984		-100.00%
REVENUE	430,211	447,262	414,743	-7.27%
TOTAL AVAILABLE	481,083	490,208	443,178	-9.59%
EXPENDITURES	436,153	461,773	415,050	-10.12%
**ENDING FUND BALANCE	44,930	28,435	28,128	-1.08%

****Ending Fund balances in APPROVED column are budgeted in the contingency reserve line**

LOGAN COUNTY PEST CONTROL FUND				
NET ASSESSED VALUE	82,654,910	89,101,220	96,628,430	8.45%
BEGINNING FUND BALANCE	187,878	181,942	123,307	-32.23%
PROPERTY TAX	96,991	101,865	108,417	6.43%
REVENUE	32,854	41,911	34,000	-18.88%
TOTAL AVAILABLE	317,723	325,718	265,724	-18.42%
EXPENDITURES	135,781	202,411	198,096	-2.13%
ENDING FUND BALANCE	181,942	123,307	67,628	-45.15%
LESS UNAVAILABLE FUND BALANCE	3,391	4,000	4,000	0.00%
ENDING FUND BALANCE	178,551	119,307	63,628	-46.67%
MILL LEVY	1.164	1.149	1.122	

BUDGET SUMMARY FOR GENERAL FUND

LOGAN COUNTY, COLORADO

ACCT NO GROUP	SUMMARY	ACT PRIOR YR 2012 COL.1	PROJECTED CURRENT YR 2013 COL.2	REQ FY 2014 COL.3	APPROVED 2014 COL.4
	FUND BALANCE, BEGINNING OF YEAR	**3,580,330**	**4,208,625**	**4,389,435**	**4,389,435**
311	NET TOTAL REVENUE TO BE DERIVED FROM PROPERTY TAXES	5,788,091	6,115,231	6,284,270	5,407,317
330-337	INTERGOVERNMENTAL REVENUE	401,123	480,557	329,475	350,675
310-370	OTHER REVENUE:	3,738,748	2,969,674	2,462,222	2,585,038
	TOTAL AVAILABLE REVENUES OTHER THAN PROPERTY TAXES	4,139,871	3,450,231	2,791,697	2,935,713
	TOTAL REVENUE	9,927,962	9,565,462	9,075,967	8,343,030
	TOTAL AVAILABLE RESOURCES	13,508,292	13,774,087	13,465,402	12,732,465
	EXPENDITURES				
400-406	GENERAL GOVERNMENT	3,560,018	3,617,066	4,094,497	3,799,135
407	CENTR PURCH/CAPITAL OUTLAY	176,579	208,263		
415	JUDICIAL-DISTRICT ATTORNEY	385,544	425,762	444,323	400,000
420-423	PUBLIC SAFETY	3,597,899	3,760,553	4,183,571	3,905,644
460-46910	AUXILIARY SERVICES	424,194	425,078	468,668	414,057
465	TOURIST INFO CENTER	53,308	60,970	61,707	61,005
480	INTERGOVERNMENTAL	417,452	418,777	536,260	427,776
490	MISCELLANEOUS	664,673	468,183	449,765	886,171
	TRANSFERS TO OTHER CNTY FUNDS	20,000			
	TOTAL EXPENDITURES	9,299,667	9,384,652	10,238,791	9,893,788
	ADD UNAPPROPRIATED FUND BALANCE, END OF YEAR	**4,208,625**	**4,389,435**	**3,226,611**	**2,838,677**
	RESTRICTED FUNDS:				
	Tabor Reserve -reflected in Contigency Fund (GASB 54) page 42	481,028	526,028	526,028	526,028
	GF FUND BALANCE PLUS TABOR RESERVE	4,689,653	4,915,463	3,752,639	3,364,705
	LESS DESIGNATED FOR OTHER OFF(E-RECORDING, UNINSURD MTRST,EMS,SEARCH&RESCUE) AND FEES HELD	50,000	50,000	50,000	50,000
	ACTUAL USABLE YR END FUND BAL	4,158,625	4,339,435	3,176,611	2,788,677

	CALCULATION OF MILL LEVY				
	AMOUNT TO BE DERIVED FROM CURRENT TAXES FOR BUDGET	5,788,091	6,115,231	6,284,270	5,407,317
	ADD PROVISION FOR UNCOLLECT	(8,188)	6,121		
	TOTAL AMOUNT PROPERTY TAX NEEDED	5,779,903	6,121,352	6,284,270	5,407,317
	NET ASSESSED VALUATION	256,303,620	261,317,060	267,415,740	260,054,690
	GROSS ASSESSED VALUATION				
	MILL LEVY REQUIRED	22.551	23.425	23.500	20.793

GENERAL FUND REVENUE

ACCT NO GROUP			ACT PRIOR YR 2012 COL.1	PROJECTED CURRENT YR 2013 COL.2	REQ YR 2014 COL.3	APPROVED 2014 COL.4
330		INTERGOVERNMENTAL REVENUE (SPECIFY SOURCE)				
331		FEDERAL				
330 - INTERGOVERNMENTAL REVENUE						
33001		CIGARETTE TAXES	5,195	4,000	4,000	4,000
33002		STATE VETERANS AFFAIRS	1,200	1,000	1,000	1,000
33005		COST ALLOCATION	35,820	34,144	35,000	35,000
33007		MV PENALTY ASSESSSMENT				
33011		US MINERAL LEASING & SEV TAX	92,609	83,000	75,000	75,000
33012	**	NON COUNTY PRISONERS	97,363	142,000	90,000	100,000
33016		USM GUARD HRS & MILEAGE	43			
33017	*	EMERGENCY MEDICAL SERVICE	5,738		2,000	2,000
33018	*	VA GRANT/VOCA (FED)	29,987	33,882	33,882	33,882
33020	*	VA GRANT/VALE	25,200	29,582	38,393	38,393
33021	*	VALE SCHOLARSHIP GRANT	1,228	1,991		
33027	*	INMATE COUNSELING GRANT (FED)				
33029		COURT SECURITY GRANT/STATE	11,667			
33030	*	SEARCH & RESCUE GRANT	2,196	7,990		
33033	*	BULLETPROOF VESTS GRANT (FED)	2,447	1,250		
33038	*	SHRF/INT CRIMES AGNST CHLDRN GRANT	50			
33039	*	LO CO EMERGENCY MANAGEMENT (FED)	27,416	27,400	27,400	27,400
33041	*	DUI ENFORCEMENT	8,993	10,000		
33046	*	VOTING SYSTEMS GRANT				
33047	*	SEAT BELT/CLICK IT OR TICKET	5,199	6,000		
33048		LOCAL LAW ENFORCEMENT GRANT				
33049		GRANT/RADAR UNITS		4,538		
33050		HAVA BOOTH GRANT (FEDERAL)				
33051		GIS FUNDING	33,433	34,433	7,500	7,500
33054		NJC CONTRACT/FRGRND FACILITIES	12,936	16,720	15,300	18,000
33055		ADA IMPROVEMENTS/ELECTIONS	2,403	33,877		
33056		SHRF MISC REVENUE		350		
33057		BLUE SANTA REVENUE		1,900		2,000
33058		CMH GRANT/ADMIN FEE/SHRF		6,500		6,500
		TOTAL INTERGVMNTL REVENUE	401,123	480,557	329,475	350,675
310 - TAXES						
31120		TAX ADVERTISING	6,007	5,600	3,000	3,000
31130		TAX SALE	2,188	2,000		
31200		SPECIFIC OWNERSHIP TAXES	585,113	610,000	565,584	480,000
31301		SALES TAX	713,359	700,000	650,000	675,000
31302		USE TAX	207,813	100,000	15,000	100,000
31910		DELINQUENT TAX-PENALTY-INT	7,742	600		
320 - LICENSES & PERMITS						
32110		LIQUOR LICENSES (15% ONLY)	925	900	900	900
32210		BUILDING PERMITS	334,068	150,000	35,000	100,000
32220		ZONING FEES & PERMITS	8,715	15,000	7,500	7,500
340 - CHARGES FOR SERVICES						
34001		SHERIFFS FEES	40,709	38,000	30,000	30,000
34002		COUNTY CLERK FEE	301,603	280,000	230,000	250,000
34003		COUNTY TREASURER'S COMM & FEES	353,782	325,000	300,000	300,000
34004		CLERKS REG FEES & SPECIAL PURPOSE	154,834	150,000	150,000	150,000
34005		COUNTY COURT FEES	8,778	6,000	6,000	6,000
34007		PUBLIC TRUSTEES FEES	28,960	25,000	25,000	25,000
34009		ASSESSORS FEES	4,986	4,000	4,000	4,000
34010		SURVEYORS FEES				
34013		ANIMAL CONTROL FEES				
34016		COUNTY CLERK DIGITIZING REVENUE	120,000			

ACCT NO GROUP			ACT PRIOR YR 2012 COL.1	PROJECTED CURRENT YR 2013 COL.2	REQ YR 2014 COL.3	APPROVED 2014 COL.4
34017		ELECTION FEES		40,000	20,000	20,000
360 - MISCELLANEOUS RECEIPTS						
36120		INTEREST EARNINGS	28,562	13,000	10,000	10,000
36416		REFUND/MV FUEL TAX	37	70		
36417		REFUND/SALARY & FRINGE	40,173	36,000	25,000	25,000
36421		PROCEEDS FOR COUNTY ATTORNEY	103,055	101,000	103,500	103,500
36423		PROCEEDS FOR LODGING TAX	30,000	30,000	30,000	30,000
36424		SHERIFF OT REIMBURSEMENT	27,709	22,051		
36425		EXTENSION FAIR REVENUE		4,538	3,650	3,650
370 - TRANSFERS FROM OTHER FUNDS						
39402		SOCIAL SERVICES				
39404		LANDFILL FUND				
39405		TV TRANSLATOR	80,000			
390 - OTHER FINANCING SERVICES						
39110		SALE OF ASSETS	17,110	13,633		
39111		SALE OF ASSETS-LAND				
39120	*	CLERK E-RECORDING		2,000	22,000	22,000
39122		INSURANCE CLAIMS	25,143	6,600		
39123		REFUNDS				
39124		DIVIDENDS-CORA FORFEITURES	11,311	5,000		
39126		PILT				
39127		CLRK/UNINSURED MOTORIST FEES	5,526	5,000	19,488	19,488
39128		OTHER	11,634	11,000	10,000	10,000
39129		WORK RELEASE	48,233	16,000	16,000	16,000
39133		RENTS/MISC & SERVICE CENTER	97,778	105,000	84,100	95,000
39135		OIL & GAS LEASE				
39139		HERITAGE CENTER RENTAL	2,605	1,500	2,000	1,500
39140		EXHIBIT CENTER RENT	5,643	2,000	2,500	2,000
39141		SHERIFF/REV RESTITUTION	22,545	15,000	15,000	15,000
39142	*	SHERIFF'S OFFICE COMMISSARY	43,117	40,000	25,000	25,000
39143	*	PROCEEDS FROM SEIZ/CHECKING & SAV		140		
39144		INMATE PHONE REVENUE	22,156	18,000	18,000	18,000
39145	*	EXTENSION OFFICE		2,119		
39146		SILVER SNEAKER REVENUE	2,022	5,600	2,500	5,000
39148		CONCEALED WEAPONS PERMIT FEE	10,460	10,000	4,000	5,000
39149		VIN INSPECTION FEES	2,045	2,000	1,500	1,500
39150		SEARCH & RESCUE REVENUE				
39151		SECURUS TECH GRANT/SHRF				
39152		APPLICANT FINGERPRINT CARDS	2,405	1,300	1,000	1,000
39153		REIMBURSEMENT OF EXPENDITURES	10,750	23,873		
39155		INMATE FUNDS/INACTIVE ACCOUNTS				
39157		SHERIFF POSSE REVENUE	11,401	8,500	8,500	8,500
39158		SHERIFF ADMIN REVENUE	1,708	1,500	1,500	1,500
39159		GARY DESOTO FINANCIALS/REVENUE	4,541	15,000	15,000	15,000
39160		PROCEEDS FROM CAPITAL LEASE OBLGTN	185,803			
39161		CRT REVENUES	5,694			
39162		CLARENCE CORNER REVENUE		150		
		TOTAL OTHER REVENUE	3,738,748	2,969,674	2,462,222	2,585,038
		AUDIT ADJUSTMENT				
		TOTAL INTERGOVERNMENTAL REVENUE AND OTHER REVENUE	4,139,871	3,450,231	2,791,697	2,935,713
	*	W/OUT GRANT & SET ASIDE MONIES	3,976,590	3,303,877	2,643,022	2,787,038

GENERAL FUND
EXPENDITURE FUNCTIONS

ACCT NO GROUP	EXPENDITURE FUNCTION	ACTL PRIOR YR 2012 COL.1	PROJECTED CURRNT YR 2013 COL.2	REQ YR 2014 COL.3	APPROVED 2014 COL.4
400	***GENERAL GOVERNMENT***				
40110	COUNTY COMMISSIONERS	312,453	331,178	352,471	346,830
40121	COUNTY ATTORNEY	251,576	256,352	260,896	259,773
40122	COUNTY SURVEYOR			3,300	3,300
40124	PLANNING & ZONING	95,996	111,652	160,835	159,485
40126	FINANCE	183,960	190,234	198,511	195,892
40129	INFO TECHNOLOGY SERVICES	7,195	21,500	86,300	80,000
40200	COUNTY CLERK & RECORDER	590,217	555,735	552,494	531,848
40250	ELECTIONS	158,006	115,345	208,749	158,790
40300	COUNTY TREASURER	340,777	378,105	373,302	363,589
40123	PUBLIC TRUSTEE OFFICE	15,640	16,532	17,853	17,849
40400	COUNTY ASSESSOR	655,444	727,486	758,104	723,281
40600	MAINT OF BLDGS & GROUNDS	311,928	348,222	411,837	402,395
40601	COURTHOUSE/ANNEX FACILITY	142,485	129,950	153,840	120,840
40602	JUSTICE CENTER FACILITY	399,481	341,000	430,485	346,343
40603	CENTRAL SERVICES FACILITY	59,859	60,500	71,645	57,645
40604	HERITAGE CENTER FACILITY	35,001	33,275	53,875	31,275
	TOTAL	3,560,018	3,617,066	4,094,497	3,799,135
40700	***CAPITAL OUTLAY***	176,579	208,263		
	JUDICIAL				
41510	DISTRICT ATTORNEY	385,544	425,762	444,323	400,000
	TOTAL	385,544	425,762	444,323	400,000
420	***PUBLIC SAFETY***				
42110	COUNTY SHERIFF	1,717,656	1,824,326	1,884,916	1,840,797
42120	COUNTY JAIL	1,685,083	1,729,331	2,084,163	1,853,912
42130	COUNTY CORONER	104,890	116,530	118,040	116,261
42140	VICTIMS ASSISTANCE	68,382	71,700	73,802	73,813
42210	SHERIFFS POSSEE	21,888	18,666	22,650	20,861
	TOTAL	3,597,899	3,760,553	4,183,571	3,905,644
4600	***AUXILIARY SERVICES***				
46100	EXTENSION SERVICES	215,389	216,535	239,458	207,894
46101	EXTENSION FAIR		23,934	26,025	25,025
46300	FAIRGROUNDS	129,607	99,857	111,670	90,125
46700	VETERANS OFFICE	7,515	7,187	7,540	7,504
46800	HERITAGE CENTER	49,504	53,865	57,275	59,809
46910	DESOTO YOUTH CENTER	22,179	23,700	26,700	23,700
	TOTAL	424,194	425,078	468,668	414,057
	SUBTOTAL	8,144,234	8,436,722	9,191,059	8,518,836
46500	**TOURIST INFO CENTER**	53,308	60,970	61,707	61,005
48000	**INTERGOVERNMENTAL**	417,452	418,777	536,260	427,776
49000	**MISCELLANEOUS**	664,673	468,183	449,765	886,171
	TRANSFER TO FAIR FUND	20,000			
	TOTAL EXPENDITURES	9,299,667	9,384,652	10,238,791	9,893,788

12/5/2013		***COMMISSIONERS 01.401.40110***	ACTUAL 2012	6 MO 2013 YTD	PROJECTED 2013	APPROVED 2013	**REQUEST 2014**	**APPROVED 2014**	
	67	LIFE INS 2014							
	6372	HEALTH INS 2014							
	5.0	# OF EMPLOYEES							
11100	3	ELECTED OFFICIALS SALARIES	175,500	94,500	175,500	175,500	175,500	175,500	
11200	2	FULL TIME SALARIES	62,222	39,061	78,425	78,728	78,728	80,303	
11300		PART TIME SALARIES							
11400		TEMPORARY & OVERTIME							
11500		SICK LEAVE PD OVER 400 HRS				200			*
		TOTAL SALARIES	237,722	133,561	253,925	254,428	254,228	255,803	
11610		SOCIAL SECURITY	13,702	7,985	14,550	15,775	15,762	15,860	*
11611		MEDICARE TAX	3,205	1,867	3,403	3,689	3,686	3,709	*
11620		WORKMANS COMPENSATION	847	890	890	890	890	737	*
11630		RETIREMENT	9,509	5,342	10,157	10,177	10,169	10,232	*
11631		HEALTH INSURANCE	22,920	10,133	22,881	37,140	40,620	31,860	*
11632		LIFE INSURANCE	284	134	300	335	335	335	*
11633		ST/LT DISABILITY	347	221	442	445	445	453	
13611		UNEMPLOYMENT INSURANCE	184	267	360	237	236	241	*
		TOTAL PERSONNEL EXPENSE	288,720	160,400	306,908	323,116	326,371	319,230	
12100		OFFICE SUPPLIES	4,167	2,368	4,200	4,600	4,600	4,600	
13100		PROFESSIONAL SERVICES	1,704			20,100			
13210		TELEPHONE	3,169	1,670	3,500	4,000	3,800	3,800	
13220		POSTAGE	490	72	350	600	500	500	
13300		FUEL/MILEAGE							
13400		ADVERTISING	6,046	3,586	5,500	5,000	5,000	5,000	
13620		BONDS							*
13820		REPAIR & MAINT/EQUIPMENT	262		250	500	500	500	
13830		MAINTENANCE CONTRACTS	1,914	497	1,200	1,500	1,400	1,400	
13920		EQUIP & FIXTURE RENTAL							
14100		MISCELLANEOUS	71	228	300	300	300	300	
14200		MEMBERSHIP & DUES	300	660	720	1,000	1,000	1,000	
14201		DUES & MEETINGS (DISTRICT #1)	40	1,860	2,500	2,500	2,500	3,000	
14202		DUES & MEETINGS (DISTRICT #2)	3,204	1,884	2,500	2,500	2,500	3,000	
14203		DUES & MEETINGS (DISTRICT #3)	2,265	1,242	2,500	2,500	2,500	3,000	
14204		MEETING EXPENSE	101	147	250	500	500	500	
14700		STAFF TRAINING							
20000		CAPITAL OUTLAY			500	800	1,000	1,000	
		AUDIT ADJUSTMENT							
		TOTAL OPERATING EXPENSE	23,733	14,214	24,270	46,400	26,100	27,600	
		COMMISSIONER EXPENDITURES	312,453	174,614	331,178	369,516	352,471	346,830	*

DETAIL OF CAPITAL OUTLAY - LESS THAN $1000/ITEM		**2014 (REQ)**	**2014 (APP)**
1	Custom shelving for counter	700	700
2	Laminator	300	300
3			
4			
5			
6			
7			
8			
9			
	TOTAL	1,000	1,000

12/5/2013		***ATTORNEY 01.401.40121***	ACTUAL 2012	6 MO 2013 YTD	PROJECTED 2013	APPROVED 2013	**REQUEST 2014**	**APPROVED 2014**	
	67	LIFE INS 2014							
	6372	HEALTH INS 2014							
	3	# OF EMPLOYEES							
11200		FULL TIME SALARY	196,962	98,398	198,321	198,321	198,321	202,027	
11400		TEMPORARY & OVERTIME							
11500		SICK LEAVE PD OVER 400 HRS	690						
		TOTAL SALARIES	197,652	98,398	198,321	198,321	198,321	202,027	
11610		SOCIAL SECURITY	11,549	6,053	12,296	12,296	12,296	12,526	*
11611		MEDICARE TAX	2,701	1,416	2,876	2,876	2,876	2,929	*
11620		WORKMANS COMPENSATION	578	563	563	563	563	527	*
11630		RETIREMENT	6,272	3,056	7,933	7,933	7,933	8,081	*
11631		HEALTH INSURANCE	19,558	11,142	22,284	22,284	24,372	19,116	*
11632		LIFE INSURANCE	157	76	201	201	201	201	*
11633		ST/LT DISABILITY	1,071	555	1,120	1,120	1,120	1,141	
13611		UNEMPLOYMENT	559	293	595	595	595	606	*
		TOTAL PERSONNEL EXPENSE	240,097	121,552	246,189	246,189	248,277	247,154	
12100		OFFICE SUPPLIES	804	1,031	1,700	1,900	1,900	1,900	
12115		LIBRARY	2,385	1,324	2,500	2,800	2,800	2,800	
13100		PROFESSIONAL SERVICES	1,983		15				
13210		TELEPHONE	1,559	796	1,400	2,000	2,000	2,000	
13220		POSTAGE	23	44	100	200	200	200	
13300		FUEL/MILEAGE	661	338	650	500	700	700	
13400		ADVERTISING & LEGAL NOTICES	75		100	300	300	300	
13820		RPR & MAINTENANCE/EQUIPMENT			200	500	500	500	
14200		MEMBERSHIP & DUES	1,535	1,371	1,371	1,335	1,415	1,415	
14204		MEETING EXPENSE	2,379	773	2,127	2,804	2,804	2,804	
14700		STAFF TRAINING	75						
		AUDIT ADJUSTMENT							
		TOTAL OPERATING EXPENSE	11,479	5,677	10,163	12,339	12,619	12,619	
		ATTORNEY EXPENDITURES	251,576	127,229	256,352	258,528	260,896	259,773	*

12/5/2013		***SURVEYOR 01.401.40122***	ACTUAL 2012		6 MO 2013 YTD	PROJECTED 2013	APPROVED 2013		**REQUEST 2014**	**APPROVED 2014**
11100		ELECTED OFFICIAL - SURVEYOR SALARY					3,300		3,300	3,300
13100		SURVEYING & DRAFTING								
13201		ENGINEERING & LND ACQUISITION								
13301		SURVEYOR PLATS								
13302		SURVEY'S MONUMENTS (BOXES)								
13620		BONDS								
		AUDIT ADJUSTMENT								
		SURVEYOR EXPENDITURES					3,300		3,300	3,300

		PLANNING & ZONING 01.401.40124	ACTUAL 2012	6 MO 2013 YTD	PROJECTED 2013	APPROVED 2013	REQUEST 2014	APPROVED 2014	
		REVENUE							
		BUILDING & SPECIAL USE PERMITS	334,068		150,000	40,000	35,000	100,000	
		ZONING FEES & PERMITS	8,715		15,000	5,000	7,500	7,500	
		TOTAL	342,783		165,000	45,000	42,500	107,500	
		EXPENSE							
	67	LIFE INS 2014							
	6372	HEALTH INS 2014							
	2	# OF EMPLOYEES							
11200	2	FULL TIME SALARIES	68,314	39,076	65,000	77,747	80,629	82,242	
11300		PART TIME SALARIES							
11400		TEMPORARY & OVERTIME			4,590				*
11500		SICK LEAVE PD OVER 400 HRS							*
		TOTAL SALARIES	68,314	39,076	69,590	77,747	80,629	82,242	
11610		SOCIAL SECURITY	4,130	2,332	4,182	4,820	4,999	5,099	*
11611		MEDICARE TAX	966	545	982	1,127	1,169	1,193	*
11620		WORKMANS COMPENSATION	281	234	234	234	234	572	*
11630		RETIREMENT	1,533	1,273	2,800	3,110	3,225	3,290	*
11631		HEALTH INSURANCE	12,087	5,624	11,814	14,856	16,248	12,744	*
11632		LIFE INSURANCE	110	48	99	134	134	134	*
11633		ST/LT DISABILITY	371	145	350	439	455	464	
13611		UNEMPLOYMENT INSURANCE	200	113	211	233	242	247	*
		TOTAL PERSONNEL EXPENSE	87,992	49,390	90,262	102,700	107,335	105,985	
12100		OFFICE SUPPLIES	1,129	512	2,400	2,400	1,800	1,800	
12310		COMPENSATION PC & BOA & RTZ	11	380	400	400	400	400	
13100		PROFESSIONAL SERV/BLDG INSP	2,438	1,553	5,000	5,000	5,000	5,000	
13210		TELEPHONE	676	213	1,000	1,000	650	650	
13220		POSTAGE	439	91	500	500	400	400	
13300		FUEL/MILEAGE	822	195	1,000	1,000	1,000	1,000	
13400		ADVERTISING	84	663	1,000	200	1,000	1,000	
13820		REPAIR & MAINT/EQUIPMENT		403	1,640	500	500	500	
13830		MAINTENANCE CONTRACTS	386	95	1,000	1,000	400	400	
14100		MISCELLANEOUS			50	50	50	50	
14110		COMPUTER SOFTWARE SUPPORT					38,000	38,000	
14200		MEMBERSHIP & DUES	568	90	800	800	800	800	
14204		MEETING EXPENSE	36	49	1,000	1,000	500	500	
14700		STAFF TRAINING	1,415	733	3,000	3,000	3,000	3,000	
20000		CAPITAL OUTLAY			2,600				
		TOTAL OPERATING EXPENSE	8,004	4,977	21,390	16,850	53,500	53,500	
		PLANNING & ZONING EXPENDITURES	95,996	54,367	111,652	119,550	160,835	159,485	

12/5/2013		***FINANCE*** ***01.401.40126***	ACTUAL 2012	6 MO 2013 YTD	PROJECTED 2013	APPROVED 2013	**REQUEST 2014**	**APPROVED 2014**	
	67	LIFE INS 2014							
	6372	HEALTH INS 2014							
	3	# OF EMPLOYEES							
11200	2	FULL TIME SALARIES	86,062	43,466	87,963	88,358	90,160	91,963	
11300	1	PART TIME SALARIES	26,600	13,680	28,000	28,413	28,412	28,980	
11400		TEMPORARY & OVERTIME							*
11500		SICK LEAVE PD OVER 400 HRS							*
		TOTAL SALARIES	112,662	57,146	115,963	116,771	118,572	120,943	
11610		SOCIAL SECURITY	6,773	3,444	6,993	7,240	7,351	7,498	*
11611		MEDICARE TAX	1,584	806	1,635	1,693	1,719	1,754	*
11620		WORKMANS COMPENSATION	309	293	293	293	293	261	*
11630		RETIREMENT	3,742	2,285	4,638	4,671	4,743	4,838	*
11631		HEALTH INSURANCE	20,700	11,142	22,284	22,284	24,372	19,116	*
11632		LIFE INSURANCE	201	100	201	201	201	201	*
11633		ST/LT DISABILITY	633	323	652	659	669	683	
13611		UNEMPLOYMENT INSURANCE	328	167	348	350	356	363	*
		TOTAL PERSONNEL EXPENSE	146,932	75,706	153,007	154,162	158,276	155,657	
12100		OFFICE SUPPLIES	3,039	1,533	4,100	4,550	4,000	4,000	
13210		TELEPHONE	790	297	750	1,200	750	750	
13220		POSTAGE	948	341	1,100	1,200	1,100	1,100	
13300		FUEL/MILEAGE							
13400		ADVERTISING							
13820		REPAIR & MAINT/EQUIPMENT	120		300	300	300	300	
13830		MAINTENANCE CONTRACTS	330	83	350	1,000	400	400	
13833		FINANCIAL SYSTEM	31,192	17,376	29,787	30,487	32,960	32,960	
13920		EQUIP & FIXTURE RENTAL							
14100		MISCELLANEOUS			100	200	100	100	
14200		MEMBERSHIP & DUES	75	75	75	75	75	75	
14204		MEETING EXPENSE	62	49	265	150	150	150	
14700		STAFF TRAINING	320		400	300	400	400	
20000		CAPITAL OUTLAY	152						
		AUDIT ADJUSTMENT							
		TOTAL OPERATING EXPENSE	37,028	19,754	37,227	39,462	40,235	40,235	
		FINANCE EXPENDITURES	183,960	95,460	190,234	193,624	198,511	195,892	

12/5/2013		***INFORMATION TECHNOLGY SERVICES 01.401.40129***	ACTUAL 2012	6 MO 2013 YTD	PROJECTED 2013	APPROVED 2013	**REQUEST 2014**	**APPROVED 2014**
13100		PROFESSIONAL SERVICES/CH NETWORK	5,534	1,995	5,000	50,000	50,000	43,700
13231		SYSTEM HARDWARE-NETWORK/CH		7,033	15,000	25,000	25,000	25,000
13232		LARGE FORMAT PRINTER	1,161	640	1,300	1,300	1,300	1,300
13835		COUNTY WEB SITE	500	145	200	2,500	10,000	10,000
		AUDIT ADJUSTMENT						
		CENTRAL DATA EXPENDITURES	7,195	9,813	21,500	78,800	86,300	80,000

12/5/2013		***CLERK & RECORDER 01.402.40200***	ACTUAL 2012	6 MO 2013 YTD	PROJECTED 2013	APPROVED 2013	**REQUEST 2014**	**APPROVED 2014**	
		REVENUE							
		COUNTY CLERK FEE	301,603		280,000	200,000	230,000	250,000	
		CLERK DIGITIZING REVENUE (13101)	120,000						
		CLRKS REG FEES & SPEC PURP	154,834		150,000	140,000	150,000	150,000	
		CLERK E-RECORDING (14107)			2,000	20,000	22,000	22,000	
		UNINSURED MOTORIST FEES(14109)	5,526		5,000	25,000	19,488	19,488	
		TOTAL	581,963		437,000	385,000	421,488	441,488	
		EXPENDITURES							
	67	LIFE INS 2014							
	6372	HEALTH INS 2014							
	9	# OF EMPLOYEES							
11100	1	ELECTED OFFICIALS SALARIES	58,500	31,500	58,500	58,500	58,500	58,500	
11200	8	FULL TIME SALARIES	239,051	117,882	241,000	244,656	257,208	252,946	
11300		PART TIME SALARIES							
11400		TEMPORARY & OVERTIME	6,355	1,866	3,000	3,000	3,000	3,000	*
11500		SICK LEAVE PD OVER 400 HRS							*
		TOTAL SALARIES	303,906	151,248	302,500	306,156	318,708	314,446	
11610		SOCIAL SECURITY	18,588	9,010	17,969	18,982	19,760	19,496	*
11611		MEDICARE TAX	4,347	2,108	4,205	4,439	4,621	4,559	*
11620		WORKMANS COMPENSATION	823	800	800	800	800	717	*
11630		RETIREMENT	11,403	4,976	10,000	12,126	12,628	12,458	*
11631		HEALTH INSURANCE	62,100	31,355	65,000	66,852	73,116	57,348	*
11632		LIFE INSURANCE	575	268	600	603	603	603	*
11633		ST/LT DISABILITY	1,351	642	1,335	1,381	1,452	1,428	
13611		UNEMPLOYMENT INSURANCE	730	345	732	743	781	768	*
		TOTAL PERSONNEL EXPENSE	403,823	200,752	403,141	412,082	432,469	411,823	
12100		OFFICE SUPPLIES	8,288	2,906	8,300	8,400	8,400	8,400	
13100		PROFESSIONAL SERVICES	35,000	85	85				
13101		CLERK DIGITIZATION ESCROW	47,103		38,000	38,857			
13210		TELEPHONE	4,356	1,963	4,500	5,000	5,000	5,000	
13220		POSTAGE	15,484	7,862	17,500	18,000	18,000	18,000	
13300		FUEL/MILEAGE (OTHER THAN MTGS)				250	250	250	
13400		ADVERTISING	128		250	250	250	250	
13620		BONDS (TORRENS)							*
13820		REPAIR & MAINT/EQUIPMENT	230	85	500	500	500	500	
13830		MAINTENANCE CONTRACTS	3,483	593	4,300	4,300	4,300	4,300	
13833		SOFTWARE MAINT	32,424	18,914	32,424	32,424	32,424	32,424	
13834		TYLER EAGLE DIST RECOV SERV	5,610	5,610	5,610	5,610	5,610	5,610	
13910		RENTAL-BUILDINGS	100	103	103	100	103	103	
14100		MISCELLANEOUS	198		200	200	200	200	
14107		ERECORDING (RESTRICTED)			13,190	20,000	22,000	22,000	
14109		UNINSURED MOTOR (RESTRICTED)	30,883	8,345	20,507	25,000	19,488	19,488	
14200		MEMBERSHIP & DUES	913	1,210	1,500	1,500	1,500	1,500	
14204		MEETING EXPENSE	1,866	2,064	2,064	2,000	2,000	2,000	
14700		STAFF TRAINING							
20000		CAPITAL OUTLAY	328	961	3,561				
		TOTAL OPERATING EXPENSE	186,394	50,701	152,594	162,391	120,025	120,025	
		CLERK & RECORDER EXPENDITURES	590,217	251,453	555,735	574,473	552,494	531,848	

12/5/2013		***ELECTIONS 01.402.40250***	ACTUAL 2012	6 MO 2013 YTD	PROJECTED 2013	APPROVED 2013	**REQUEST 2014**	**APPROVED 2014**
		REVENUE						
		ELECTION FEES			40,000		20,000	20,000
		ADA IMPROVEMENT GRANT (37020)			33,877			
		TOTAL			33,877			
		EXPENDITURES						
11400		ELECTION JUDGES	63,144		25,000	25,000	50,000	50,000
11610		SOCIAL SECURITY	3,016				3,100	3,100
11611		MEDICARE	705				150	150
11620		WORKMANS COMPENSATION	1,021	446	446	446	1,021	1,062
13611		UNEMPLOYMENT INSURANCE	3				150	150
12100		OFFICE SUPPLIES	50,458	610	24,500	25,000	50,000	50,000
13100		PROFESSIONAL SERVICES	1,031	779	1,250	1,250	1,250	1,250
13210		TELEPHONE/INTERNET	73	46	120	120	120	120
13220		POSTAGE	14,088	656	6,480	6,500	16,000	16,000
13300		FUEL/MILEAGE	541		875	900	900	900
13400		ADVERTISING	1,800		1,000	1,000	3,000	3,000
13830		MAINTENANCE CONTRACTS	8,509	8,509	8,509	8,509	8,509	8,509
13831		HART PRVTVE MTNCE & WRRNTY		8,033	8,033	15,834		
13910		RENTAL-BUILDINGS	125				125	125
14100		MISCELLANEOUS	612		1,272	800	800	800
14113		HAVA COMPLIANCE	425		300	300	300	300
14200		MEMBERSHIP & DUES	150		150	150	150	150
14204		MEETING EXPENSE						
14700		STAFF TRAINING	50	50	235	100	100	100
14800		HAVA BOOTH GRANT	16					
20000		CAPITAL OUTLAY						
		ELECTION EXPENDITURES	**145,767**	**19,129**	**78,170**	**85,909**	**135,675**	**135,716**
		RESTRICTED FUNDS FOR ELECTIONS						
37009		ELTN/VOTING MACHINE/FED AWARD	2,970		2,744	17,021	14,903	14,903
37010		ELTN/HART ELECTION EQUIPMENT	6,866	500	554	8,725	8,171	8,171
37020		ADA IMPROVEMENTS/ELECTIONS	2,403	20,150	33,877	33,877		
		ELECTION EQUIPMENT RESERVE					50,000	
		AUDIT ADJUSTMENT						
		TOTAL OTHER	**12,239**	**20,650**	**37,175**	**59,623**	**73,074**	**23,074**
		ELECTION EXPENDITURES	158,006	39,779	115,345	145,532	208,749	158,790

12/5/2013		***TREASURER*** ***01.403.40300***	ACTUAL 2012	6 MO 2013 YTD	PROJECTED 2013	APPROVED 2013		**REQUEST 2014**	**APPROVED 2014**	
		REVENUE								
		COUNTY TREAS COMM & FEES	353,782		325,000			300,000	300,000	
		EXPENDITURES								
	67	LIFE INS 2014								
	6372	HEALTH INS 2014								
	4	# OF EMPLOYEES								
11100	1	ELECTED OFFICIALS SALARIES	58,500	31,500	58,500	58,500		58,500	58,500	
11200	3	FULL TIME SALARIES	103,626	52,216	104,665	105,446		106,504	108,585	**
11300		PART TIME SALARIES								
11400		TEMPORARY & OVERTIME	4,692	7,794	15,000	20,000		5,000	5,000	*
11500		SICK LEAVE PD OVER 400 HRS				600				*
		TOTAL SALARIES	166,818	91,510	178,165	184,546		170,004	172,085	
11610		SOCIAL SECURITY	9,937	5,441	10,583	11,442		10,540	10,669	*
11611		MEDICARE TAX	2,324	1,272	2,476	2,676		2,465	2,495	*
11620		WORKMANS COMPENSATION	451	441	441	441		441	395	*
11630		RETIREMENT	6,485	3,081	5,800	6,582		6,600	6,683	*
11631		HEALTH INSURANCE	26,385	14,393	28,595	29,712		32,496	25,488	*
11632		LIFE INSURANCE	247	125	248	268		268	268	*
11633		ST/LT DISABILITY	586	293	590	595		601	613	
13611		UNEMPLOYMENT INSURANCE	325	179	359	378		335	341	*
		TOTAL PERSONNEL EXPENSE	213,558	116,735	227,257	236,640		223,750	219,037	
12100		OFFICE SUPPLIES	4,249	6,348	14,000	14,000		15,000	15,000	
13100		PROF SERV(SEVRD MNRL RESEAR	353	2,693	2,693			1,500		
13210		TELEPHONE	2,207	1,042	2,400	2,800		2,800	2,800	
13220		POSTAGE	10,651	8,220	12,000	12,000		13,000	13,000	
13300		FUEL/MILEAGE	25		75	150		150	150	
13400		ADVERTISING	2,573	138	7,000	7,000		9,000	5,500	
13620		BONDS			10			20	20	*
13820		REPAIR & MAINT/EQUIPMENT	185	127	1,000	700		1,000	1,000	
13830		MAINTENANCE CONTRACTS	625	282	700	500		1,000	1,000	
13833		TREASURER SYST/CLT/INCODE	95,082	94,192	94,192	92,832		92,832	92,832	
13835		WEB PAGE	6,000	6,000	6,000	6,000		6,000	6,000	
14100		MISCELLANEOUS	547		400	700		1,000	1,000	
14200		MEMBERSHIP & DUES	500	500	500	500		500	500	
14204		MEETING EXPENSE	762	1,374	1,600	250		2,000	2,000	
14700		STAFF TRAINING	3,321	1,448	1,448	3,750		3,750	3,750	
20000		CAPITAL OUTLAY	139	6,830	6,830					
		TOTAL OPERATING EXPENSE	127,219	129,194	150,848	141,182		149,552	144,552	
		TREASURER EXPENDITURES	340,777	245,929	378,105	377,822		373,302	363,589	
										*

12/5/2013		***PUBLIC TRUSTEE 01.403.40323***	ACTUAL 2012	6 MO 2013 YTD	PROJECTED 2013	APPROVED 2013	**REQUEST 2014**	**APPROVED 2014**	
REVENUE									
		PUBLIC TRUSTEE FEES	28,960		25,000	20,000	25,000	25,000	
EXPENDITURES 01.403.40323									
11100		PUBLIC TRUSTEE SALARY	12,500	6,731	12,500	12,500	12,500	12,500	
		TOTAL SALARIES	12,500	6,731	12,500	12,500	12,500	12,500	
11610		SOCIAL SECURITY	691	367	691	775	775	775	*
11611		MEDICARE TAX	162	86	162	181	181	181	*
11620		WORKMANS COMPENSATION	36	34	34	34	34	30	*
11630		RETIREMENT	500	269	500	500	500	500	*
11631		HEALTH INSURANCE	1,215	654	1,215	1,253	1,400	1,400	*
11632		LIFE INSURANCE	12	6	12	13	13	13	*
		TOTAL PERSONNEL EXPENSE	15,116	8,147	15,114	15,256	15,403	15,399	
12100		OFFICE SUPPLIES			300	400	400	400	
13100		PROFESSIONAL SERVICES			190				
13220		POSTAGE				100	100	100	
13300		FUEL/MILEAGE		135	135		150	150	
13620		BONDS							*
14100		MISCELLANEOUS	75				100	100	
14200		MEMBERSHIP & DUES	175	175	175	175	200	200	
14204		MEETING EXPENSE	274	94	350	1,975	1,000	1,000	
14700		STAFF TRAINING							
20000		CAPITAL OUTLAY		268	268		500	500	
		AUDIT ADJUSTMENT							
		TOTAL OPERATING EXPENSE	524	672	1,418	2,650	2,450	2,450	
		PUBLIC TRUSTEE EXPENDITURES	15,640	8,819	16,532	17,906	17,853	17,849	
									*

DETAIL OF CAPITAL OUTLAY - LESS THAN $1000/ITEM		**2014 (REQ)**	**2014 (APP)**
1	Software	500	500
2			
3			
4			
	TOTAL	500	500

12/5/2013		***ASSESSOR*** ***01.404.40400***	ACTUAL 2012	6 MO 2013 YTD	PROJECTED 2013	APPROVED 2013	**REQUEST 2014**	**APPROVED 2014**	
		REVENUE							
		ASSESSOR FEES	4,986		4,000	4,000	4,000	4,000	
		GIS FUNDING	33,433		34,433	33,000	7,500	7,500	
		EXPENDITURES							
	67	LIFE INS 2014							
	6372	HEALTH INS 2014							
	10	# OF EMPLOYEES							
11100	1	ELECTED OFFICIALS SALARIES	58,500	31,500	58,500	58,500	58,500	58,500	
11200	9	FULL TIME SALARIES	305,240	167,384	337,640	334,123	341,982	348,822	
11400		TEMPORARY & OVERTIME							
11500		SICK LEAVE PD OVER 400 HRS							*
		TOTAL SALARIES	363,740	198,884	396,140	392,623	400,482	407,322	
11610		SOCIAL SECURITY	21,122	11,381	22,659	24,343	24,830	25,254	*
11611		MEDICARE TAX	4,940	2,662	5,308	5,693	5,807	5,906	*
11620		WORKMANS COMPENSATION	5,083	4,969	4,969	4,969	4,969	4,700	*
11630		RETIREMENT	14,550	7,955	15,846	15,705	16,019	16,293	*
11631		HEALTH INSURANCE	47,287	28,545	58,346	74,280	80,970	63,720	*
11632		LIFE INSURANCE	574	320	650	670	670	670	*
11633		ST/LT DISABILITY	1,713	951	1,912	1,887	1,931	1,970	
13611		UNEMPLOYMENT INSURANCE	848	459	1,013	1,002	1,026	1,046	*
		TOTAL PERSONNEL EXPENSE	459,857	256,126	506,843	521,172	536,704	526,881	
12100		OFFICE SUPPLIES	5,542	3,667	8,500	8,500	8,500	8,500	
12113		APPRAISAL SUBSCRIPTIONS	972	640	1,000	1,000	1,000	1,000	
13100		PROFESSIONAL SERVICES	31,158	15,765	34,300	34,300	34,300	34,300	
13210		TELEPHONE	3,422	1,357	4,000	4,000	4,000	4,000	
13220		POSTAGE	1,774	5,968	6,500	6,500	3,000	3,000	
13300		FUEL/MILEAGE	2,583	813	3,000	3,000	3,000	3,000	
13400		ADVERTISING	139	94	500	500	500	500	
13620		BONDS							*
13820		REPAIR & MAINT/EQUIPMENT	788	558	1,000	1,000	1,000	1,000	
13830		MAINTENANCE CONTRACTS	2,704	2,392	3,000	2,200	2,500	2,500	
13833		ASSMNT SOFTWR SUPPORT	81,654	81,570	85,000	85,000	85,000	85,000	
13836		SPATIALEST SYSTEM	5,490	5,700	6,000	6,000	6,000	6,000	
13837		GIS MAPPING SYSTEM	42,921	6,091	50,000	50,000	57,500	32,500	
13838		ASSMNT HRDWARE SUPPORT	978	289	1,000		1,000	1,000	
14100		MISCELLANEOUS		40	100	100	100	100	
14200		MEMBERSHIP & DUES	3,406	1,763	3,500	4,000	3,500	3,500	
14204		MEETING EXPENSE	1,635	1,577	2,500	3,200	2,500	2,500	
14700		STAFF TRAINING	6,382	4,464	7,000	7,000	8,000	8,000	
20000		CAPITAL OUTLAY	4,039	2,389	3,743				
		TOTAL OPERATING EXPENSE	195,587	135,137	220,643	216,300	221,400	196,400	
		ASSESSOR EXPENDITURES	655,444	391,263	727,486	737,472	758,104	723,281	
									*

12/5/2013		***MAINTENANCE - BUILDINGS & GROUNDS 01.406.40600***	ACTUAL 2012	6 MO 2013 YTD	PROJECTED 2013	APPROVED 2013	**REQUEST 2014**	**APPROVED 2014**	
	67	LIFE INS 2014							
	6372	HEALTH INS 2014							
	10	# OF EMPLOYEES							
11200	9	FULL TIME SALARIES	200,520	104,897	211,000	235,705	259,517	266,810	
11300	1	PART TIME SALARIES	16,625	7,321	16,000	20,544	10,430	10,639	
11400		TEMPORARY & OVERTIME	2,675	4,036	7,500	5,000	5,000	5,000	*
11500		SICK LEAVE PD OVER 400 HRS							*
		TOTAL SALARIES	219,820	116,254	234,500	261,249	274,947	282,449	
11610		SOCIAL SECURITY	12,802	6,642	13,718	16,197	17,047	17,512	*
11611		MEDICARE TAX	2,994	1,553	3,213	3,788	3,987	4,096	*
11620		WORKMANS COMPENSATION	10,324	10,480	10,480	10,480	10,480	12,036	*
11630		RETIREMENT	6,497	3,662	8,440	10,645	10,798	11,098	*
11631		HEALTH INSURANCE	43,565	25,998	51,995	59,424	64,992	57,348	*
11632		LIFE INSURANCE	419	234	460	536	536	603	*
11633		ST/LT DISABILITY	1,138	592	1,200	1,331	1,465	1,506	
13611		UNEMPLOYMENT INSURANCE	620	321	704	784	825	847	*
		TOTAL PERSONNEL EXPENSE	298,179	165,736	324,710	364,434	385,077	387,495	
12200		OPERATING SUPPLIES	2,261	825	2,000	3,000	1,200	1,200	
12280		GAS/OIL/ANTIFREEZE	2,747	2,452	3,464	3,000	3,500	3,500	
12300		REPAIR & MAINT SUPPLIES		358	600		600	600	
12310		REPAIR & MAINT - PICKUP	2,170	17	2,500	2,500	2,500	1,000	
13100		PROFESSIONAL SERVICES	135	616	1,200		1,200	700	
13210		TELEPHONE	2,428	1,126	3,000	3,000	3,000	3,000	
13400		ADVERTISING	778	241	300	200	300	300	
13700		UTILITIES	2,215	1,338	2,400	2,400	2,400	2,400	
13810		REPAIR & MAINT/BLDG	133	23	1,000	1,000	9,860	1,000	
13812		GAZEBO							
13813		GRASS & TREE REPLACEMENT							
13820		REPAIR & MAINT/EQUIPMENT	472	11	1,000	1,000	1,000	500	
13830		MAINTENANCE CONTRACT							
13920		EQUIP & FIXTURE RENTAL							
14100		MISCELLANEOUS	20		200	200	200	200	
14200		MEMBERSHIP & DUES							
14204		MEETING EXPENSE							
14312		CHRISTMAS LIGHTING							
14700		STAFF TRAINING		294	1,000	1,000	1,000	500	
14900		FLOOD EXPENSES			4,848				
20000		CAPITAL OUTLAY	390						
		TOTAL OPERATING EXPENSE	13,749	7,301	23,512	17,300	26,760	14,900	
		MAINTENANCE EXPENDITURES	311,928	173,037	348,222	381,734	411,837	402,395	

DESCRIPTION OF BUILDING REPAIRS -			**2014**	**2014**
(Maintenance shop at fairgrounds & old R&B shop)			**(REQ)**	**(APP)**
	1	repaint/old R&B shop	8,860	
	2	misc	1,000	1,000
	3			
		TOTAL	9,860	1,000

12/5/2013		***MAINTENANCE - COURTHOUSE 01.406.40601***	ACTUAL 2012	6 MO 2013 YTD	PROJECTED 2013	APPROVED 2013	**REQUEST 2014**	**APPROVED 2014**
12200		OPERATING SUPPLIES	11,949	7,476	15,000	15,000	15,000	15,000
12300		REPAIR & MAINT SUPPLIES	840	1,046	1,200	1,200	1,200	1,200
13100		PROFESSIONAL SERVICES	6,135	2,964	8,000	8,000	8,000	8,000
13210		TELEPHONE	396	200	500	1,000	500	500
13700		UTILITIES	59,830	30,582	70,000	70,000	70,000	68,500
13810		REPAIR & MAINT/BLDG	47,255	13,401	15,000	15,000	38,340	8,840
13812		GAZEBO (INC RPRS & UTILITIES)	253	10,230	11,000	13,000	1,000	1,000
13813		GRASS & TREE REPLACEMENT	3,680		1,000	1,000	1,000	1,000
13820		REPAIR & MAINT/EQUIPMENT	565		3,000	3,000	3,000	1,000
13830		MAINTENANCE CONTRACT	4,440	3,107	5,000	6,910	5,000	5,000
13920		EQUIP & FIXTURE RENTAL	210	123	250	300	800	800
14100		MISCELLANEOUS						
14312		CHRISTMAS LIGHTING	6,607				10,000	10,000
20000		CAPITAL OUTLAY	325					
		TOTAL OPERATING EXPENSE	142,485	69,129	129,950	134,410	153,840	120,840
		MAINTENANCE EXPENDITURES	142,485	69,129	129,950	134,410	153,840	120,840

DESCRIPTION OF BUILDING REPAIRS -			**2014 (REQ)**	**2014 (APP)**
	COURTHOUSE (13810) & GAZEBO (13812)			
1	Fire alarm repairs		3,840	3,840
2	Decorative retaining wall SE/SW corners		12,000	
3	Landscaping NE/NW corners		7,500	
4	Misc		15,000	5,000
5				
8				
9				
		TOTAL	38,340	8,840

12/5/2013		***MAINTENANCE - JUSTICE CENTER 01.406.40602***	ACTUAL 2012	6 MO 2013 YTD	PROJECTED 2013	APPROVED 2013	**REQUEST 2014**	**APPROVED 2014**
12200		OPERATING SUPPLIES	31,684	11,647	35,000	35,000	35,000	35,000
12300		REPAIR & MAINT SUPPLIES	2,085	443	2,500	3,000	2,500	2,500
13100		PROFESSIONAL SERVICES	7,183	5,432	9,000	5,700	8,000	8,000
13210		TELEPHONE	3,041	1,439	3,000	3,000	3,000	3,000
13700		UTILITIES	230,854	117,892	236,000	225,000	240,000	240,000
13810		REPAIR & MAINT/BLDG	47,333	21,326	30,000	20,000	115,985	31,843
13813		GRASS & TREE REPLACEMENT						
13820		REPAIR & MAINT/EQUIPMENT	2,987	2,062	3,000	3,000	3,000	3,000
13830		MAINTENANCE CONTRACT	18,824	14,834	22,500	15,000	22,500	22,500
13920		EQUIP & FIXTURE RENTAL	24					
14100		MISCELLANEOUS				500	500	500
14312		CHRISTMAS LIGHTING						
20000		CAPITAL OUTLAY	55,466					
		TOTAL OPERATING EXPENSE	399,481	175,075	341,000	310,200	430,485	346,343
		MAINTENANCE EXPENDITURES	399,481	175,075	341,000	310,200	430,485	346,343

DESCRIPTION OF BUILDING REPAIRS - LINE 13810

		2014 (REQ)	**2014 (APP)**
1	Steamer for Kitchen	14,500	
2	Caulking & sealants for building	69,285	19,643
3	Emergency lighting in courtrooms	2,200	
4	Misc rprs & maint	30,000	12,200
5			
6			
7			
8			
	TOTAL	115,985	31,843

12/5/2013		***MAINTENANCE - CENTRAL SERV BLDG 01.406.40603***	ACTUAL 2012	6 MO 2013 YTD	PROJECTED 2013	APPROVED 2013	**REQUEST 2014**	**APPROVED 2014**
12200		OPERATING SUPPLIES	2,994	1,690	6,000	4,000	4,000	6,000
12300		REPAIR & MAINT SUPPLIES	137	348	1,000	1,000	1,000	800
13100		PROFESSIONAL SERVICES	2,739	1,162	2,000	2,000	2,500	2,500
13210		TELEPHONE						
13700		UTILITIES	36,726	18,173	43,000	45,000	45,000	43,000
13810		REPAIR & MAINT/BLDG	16,783	3,000	6,500	6,500	16,645	2,845
13813		GRASS & TREE REPLACEMENT						
13820		REPAIR & MAINT/EQUIPMENT				500	500	500
13830		MAINTENANCE CONTRACT	360		2,000	2,000	2,000	2,000
13920		EQUIP & FIXTURE RENTAL	120					
14100		MISCELLANEOUS						
14312		CHRISTMAS LIGHTING						
20000		CAPITAL OUTLAY						
		TOTAL OPERATING EXPENSE	59,859	24,373	60,500	61,000	71,645	57,645
		MAINTENANCE EXPENDITURES	59,859	24,373	60,500	61,000	71,645	57,645

DESCRIPTION OF BUILDING REPAIRS - LINE 13810

		2014 (REQ)	**2014 (APP)**
1	5 New windows/east side	4,500	
2	Down spouts and water drainage prep	5,645	
3	Misc repairs	6,500	2,845
4			
5			
6			
7			
8			
9			
	TOTAL	16,645	2,845

12/5/2013		***MAINTENANCE - HERITAGE BLDG 01.406.40604***	ACTUAL 2012	6 MO 2013 YTD	PROJECTED 2013	APPROVED 2013	**REQUEST 2014**	**APPROVED 2014**
12200		OPERATING SUPPLIES	1,822	820	2,300	2,500	2,000	2,300
12300		REPAIR & MAINT SUPPLIES	375	93	300	300	300	300
13100		PROFESSIONAL SERVICES	2,528	735	2,700	3,000	3,000	2,700
13210		TELEPHONE						
13700		UTILITIES	18,311	8,727	20,000	20,000	20,000	20,000
13810		REPAIR & MAINT/BLDG	11,642	3,992	5,700	3,000	26,300	3,700
13813		GRASS & TREE REPLACEMENT						
13820		REPAIR & MAINT/EQUIPMENT	12		1,000	1,000	1,000	1,000
13830		MAINTENANCE CONTRACT			975	1,500	975	975
13920		EQUIP & FIXTURE RENTAL	32		300	300	300	300
14100		MISCELLANEOUS						
14312		CHRISTMAS LIGHTING						
20000		CAPITAL OUTLAY	279					
		TOTAL OPERATING EXPENSE	35,001	14,367	33,275	31,600	53,875	31,275
		MAINTENANCE EXPENDITURES	35,001	14,367	33,275	31,600	53,875	31,275

DESCRIPTION OF BUILDING REPAIRS - LINE 13810

		2014 (REQ)	**2014 (APP)**
1	Accoustic materials	20,000	
2	Painting	1,100	700
3	Carpet	2,200	
4	Misc	3,000	3,000
5			
6			
7			
8			
9			
	TOTAL	26,300	3,700

12/5/2013		CAPITAL OUTLAY 01.407.40700	ACTUAL 2012	6 MO 2013 YTD	PROJECTED 2013	APPROVED 2013	REQUEST 2014	APPROVED 2014
		FY 2012						
		COMMISSIONERS						
38001		DIGITAL COLOR COPIER	9,848					
		TREASURER						
38003		CHAIRS (5)	1,476					
38004		DESKS (3)	3,600					
		ASSESSOR						
38005		COMPUTER UPGRADES (3)	3,489					
38006		MS OFFICE SOFTWARE (3)	1,170					
38007		DESK (1) HUTCHES (2)	2,000					
		SHERIFF						
38008		LEASE PURCH #1/PYMT 3 OF 3 - 4 VEHICLES	42,499					
38009		LEASE PURCH #2/PYMT 2 0F 3- 4 VEHICLES	43,859					
38010		LEASE PURCH #3/PYMT 1 0F 3- 4 VEHICLES	44,507					
38011		ALLOWED TO PURCH TAZERS, SRT ENTRY SHIELD, DRUG TERMINATOR, OR CARBINE CONV FOR GLOCK	5,679					
		FY 2013						
		PLANNING & ZONING						
39001		PERMITTING SOFTWARE				3,000		
39002		WORKSTATIONS (2)		1,000	1,000	2,000		
39003		(1) 30" LCD MONITOR			333	500		
		CLERK & RECORDER/ELECTIONS						
39004		F1-6130Z SCANNER FOR ELECTIONS		880	880	1,195		
39005		PC TOWER + INSTALL/CLERK		1,400	1,400	1,400		
39006		CLERK OFFICE/5 OFFICE DESKS & CABINET		13,799	13,799	13,799		
		TREASURER						
39007		ALL-IN-ONE COPIER		5,000	5,000	5,000		
		ASSESSOR						
39008		(3) WORKSTATION UPGRADES			3,000	3,000		
39009		(3) MS OFFICE SOFTWARE			900	900		
39010		(1) MARTIN DESK W/RETURN & HUTCH		1,495	1,495	1,500		
39011		(8) EXECUTIVE OFFICE CHAIRS		649	2,400	2,400		
		SHERIFF						
38009		LEASE PURCH #2/PYMT 3 0F 3, 4 VEHICLES		43,859	43,859	43,859		
38010		LEASE PURCH #3/PYMT 2 0F 3, 4 VEHICLES		46,500	46,500	46,500		
39012		LEASE PURCH #4/PYMT 1 OF 3, 4 VEHICLES		46,850	46,850	46,500		
39013		TELEPHONE LEASE/PYMT 2 OF 3		19,797	19,797	20,147		
39014		ALLOWED TO PURCHASE TAZERS, VIDEO/AUDIO RECORDERS, SRT VESTS, RADAR UNITS, OR CAMERAS IN COMMON AREAS OF PODS AT THE DISCRECTION OF THE SHERIFF		6,050	15,000	15,000		
39015		CDOT-RADAR GRANT			6,050	4,538		
15023		***MISCELLANEOUS***	18,452			20,000		
		AUDIT ADJUSTMENT						
		CENTRAL PURCHASE EXPENDITURES	176,579	187,279	208,263	231,238		

12/5/2013		***DISTRICT ATTORNEY 01.415.41510***	ACTUAL 2012		6 MO 2013 YTD	PROJECTED 2013	APPROVED 2013		**REQUEST 2014**	**APPROVED 2014**
13100		PROFESSIONAL SERVICES	385,544		248,361	425,762	425,762		444,323	400,000
		DISTRICT ATTORNEY EXPENDITURES	385,544		248,361	425,762	425,762		444,323	400,000

		SHERIFF	ACTUAL	6 MO	PROJECTED	APPROVED	**REQUEST**	**APPROVED**	
		01.421.42110	2012	2013 YTD	2013	2013	**2014**	**2014**	
		REVENUE							
		VALE SCHOLARSHIP			1,991				
		BULLETPROOF VESTS GRANT	2,447		1,250				
		SHRF/INT CRIMES AGNST CHLDRN GRANT	50						
		DUI ENFORCEMENT	8,993		10,000				
		SEAT BELT TICKET REVENUE	5,199		6,000				
		SHERIFF FEES	40,709		38,000	30,000	30,000	30,000	
		CONTRACTED OT (11401)	27,709		22,051				
		SHERIFF/REV & RESTITUTION	22,545		15,000	15,000	15,000	15,000	
		PROCEEDS FROM SEIZ/CHECKING & SAV			140	1,000			
		CONCEALED WEAPONS PERMIT FEES	10,460		10,000	4,000	4,000	5,000	
		VIN INSPECTION FEES	2,045		2,000	1,500	1,500	1,500	
		APPLICANT FINGERPRINT FEES	2,405		1,300	1,800	1,000	1,000	
		SEARCH & RESCUE GRANT			7,990				
		SHERIFF ADMIN REV - MATCHES EXP	1,708		1,500	1,500	1,500	1,500	
		CRT REVENUE (13111)	5,694						
		LC BLUE SANTA REV (13117)			1,900			2,000	
		CMH GRANT/ADMIN FEE			6,500			6,500	
		TOTAL	129,964		125,622	54,800	53,000	62,500	
		EXPENDITURES							
	67	LIFE INS 2014							
	6372	HEALTH INS 2014							
	25	# OF EMPLOYEES							
11100	1	ELECTED OFFICIALS SALARIES	76,000	40,923	76,000	76,000	76,000	76,000	
11200	24	FULL TIME SALARIES	871,521	429,994	910,000	958,970	913,835	969,330	
11202		ON CALL PAY	3,790	1,927	4,000	4,000	4,000	4,000	
11300		PART TIME SALARIES							
11400		TEMPORARY & REG DUTY OT	37,538	17,429	38,000	30,000	40,000	40,000	
11401		CONTRACTED OT	26,262	13,911	22,624				
11500		SICK LEAVE PD OVER 400 HRS				2,000	2,000	2,000	*
		TOTAL SALARIES	1,015,111	504,184	1,050,624	1,070,970	1,035,835	1,091,330	
11610		SOCIAL SECURITY	61,849	30,658	70,000	66,400	64,222	67,662	*
11611		MEDICARE TAX	14,465	7,170	15,000	15,529	15,020	15,824	*
11620		WORKMANS COMPENSATION	37,379	34,865	34,865	34,865	34,865	36,208	*
11630		RETIREMENT	34,336	18,058	39,440	39,094	39,593	41,813	*
11631		HEALTH INSURANCE	150,725	80,227	170,000	185,700	203,100	159,300	*
11632		LIFE INSURANCE	1,433	693	1,300	1,675	1,675	1,675	*
11633		ST/LT DISABILITY	4,821	2,423	5,200	5,414	5,160	5,473	
13611		UNEMPLOYMENT INSURANCE	2,793	1,378	2,924	2,985	2,880	3,046	*
		TOTAL PERSONNEL EXPENSES	1,322,912	679,656	1,389,353	1,422,632	1,402,350	1,422,331	
12100		OFFICE SUPPLIES	6,603	1,999	6,000	6,000	8,000	5,500	
12200		OPERATING SUPPLIES	11,324	5,786	15,000	10,000	18,000	12,000	
12220		DUTY & TRAINING AMMUNITION	4,043	205	5,000	5,000	5,000	5,000	
13100		PROFESSIONAL SERVICES		52	500	500	500	500	
13102		E911 DISPATCHING SERVICES	168,611	81,548	195,716	195,716	195,716	195,716	
13103		CONCEALED WEAPONS PERMIT	100	568	1,800	800	1,000	1,000	
13109		SEXUAL ASSAULT KITS/EXAMS	200			2,500	2,500	2,500	
13111		COMMUNITY RESOURCE TEAM	3,612	1,012	7,000	7,000	10,000	10,000	
13117		LC BLUE SANTA			1,500			2,000	
13210		TELEPHONE	19,919	9,597	20,000	20,000	20,000	20,000	
13220		POSTAGE	3,112	1,306	4,000	4,000	5,000	4,000	
13300		FUEL/MILEAGE	62,273	35,707	60,000	60,000	70,000	60,000	
13400		ADVERTISING	814		130		1,000	1,000	
13620		BONDS							*
13800		REPAIRS & MAINT CARS	61,170	26,419	40,332	30,000	60,000	40,000	
13820		REPAIR & MAINT/EQUIPMENT	2,446	1,119	2,300	2,000	3,000	2,000	
13830		MAINTENANCE CONTRACTS	11,703	7,970	15,000	12,000	15,000	15,000	
13920		EQUIP & FIXTURE RENTAL							
13930		POSSEE & SPECIAL DEPUTY							
14100		MISCELLANEOUS	116	25	250	250	250	250	
14200		MEMBERSHIP & DUES	4,110	4,025	5,000	5,000	5,000	5,000	
14204		MEETING EXPENSE	1,421	1,010	3,000	3,000	3,000	3,000	

		SHERIFF	ACTUAL	6 MO	PROJECTED	APPROVED	**REQUEST**	**APPROVED**
		01.421.42110	2012	2013 YTD	2013	2013	**2014**	**2014**
14205		VALE SCHOLARSHIP			1,991			
14610		UNIFORMS	5,671	2,884	5,500	4,000	7,000	4,500
14611		SRT TEAM	1,754	608	2,000	2,000	3,000	3,000
14612		VESTS	5,288	2,500	4,000	5,000	10,000	6,250
14613		SEARCH & RESCUE	3,008	2,530	10,990	2,196	3,000	3,000
14700		STAFF TRAINING	3,834	8,835	9,664	5,000	10,000	6,250
14701		PSYCHOLOGICAL EVALUATIONS			650	500	1,000	1,000
14709		ICAC EXPENSES	350		150	600	600	
14710		INVESTIGATIVE WORK	10,564	1,273	7,500	7,500	7,500	7,500
14711		INVESTIGATION CKG & SAVINGS		300	1,000	1,000	1,000	1,000
14720		INVESTIGATIVE PHYSICALS						
14721		SHRF ADMIN EXPENSES	1,718	779	1,500	1,500	1,500	1,500
20000		CAPITAL OUTLAY	980		7,500		15,000	
		TOTAL OPERATING EXPENSES	394,744	198,057	434,973	393,062	482,566	418,466
		SHERIFF EXPENDITURES	1,717,656	877,713	1,824,326	1,815,694	1,884,916	1,840,797 *

		JAIL	ACTUAL	6 MO	PROJECTED	APPROVED		**REQUEST**	**APPROVED**
		01.421.42120	2012	2013 YTD	2013	2013		**2014**	**2014**
		REVENUE							
		NON COUNTY PRISONERS	97,363		142,000	100,000		90,000	100,000
		USM GUARD HRS & MILEAGE	43						
		WORK RELEASE	48,233		16,000	30,000		16,000	16,000
		COMMISSARY	43,117		40,000	25,000		25,000	25,000
		INMATE PHONE REVENUE	22,156		18,000	17,000		18,000	18,000
		SECURUS TECH GRANT (14703)							
		TOTAL	210,912		216,000	172,000		149,000	159,000
		EXPENDITURES							
	67	LIFE INS 2014							
	6372	HEALTH INS 2014							
	26	# OF EMPLOYEES							
11200	26	FULL TIME SALARIES	836,723	394,236	821,154	918,871		909,362	934,780
11202		ON CALL PAY	3,555	1,531	3,000	4,000		4,000	4,000
11300		PART TIME SALARIES							
11400		TEMPORARY & OVERTIME	46,234	27,883	50,000	35,000		40,000	40,000 *
11401		CONTRACTED OT	1,872	382	1,559	1,559			
11500		SICK LEAVE PD OVER 400 HRS	1,034			1,500		1,500	1,500 *
		TOTAL SALARIES	889,418	424,032	875,713	960,930		954,862	980,280
11610		SOCIAL SECURITY	53,427	25,341	53,000	59,578		59,201	60,777 *
11611		MEDICARE TAX	12,497	5,927	13,000	13,933		13,846	14,214 *
11620		WORKMANS COMPENSATION	39,231	38,632	38,632	38,632		38,632	39,334 *
11630		RETIREMENT	27,312	13,227	32,846	34,026		36,374	37,391 *
11631		HEALTH INSURANCE	147,067	73,246	155,000	193,128		211,224	165,672 *
11632		LIFE INSURANCE	1,433	658	1,400	1,742		1,742	1,742 *
11633		ST/LT DISABILITY	4,504	2,000	4,200	5,188		5,134	5,278
13611		UNEMPLOYMENT INSURANCE	2,582	1,226	2,700	2,883		2,865	2,941 *
		TOTAL PERSONNEL EXPENSES	1,177,471	584,289	1,176,491	1,310,040		1,323,880	1,307,629
12100		OFFICE SUPPLIES	3,630	2,903	5,000	3,000		6,000	4,500
12200		OPERATING SUPPLIES	26,727	12,898	30,000	25,000		40,000	32,500
12210		FOOD & MEALS	228,244	111,237	250,000	250,000		260,000	260,000
13100		PROFESSIONAL SERVICES**	2,088	287	2,000	2,000		2,000	2,000
13131		OTHER MEDICAL	1,262	383	1,000	2,000		2,000	2,000
13132		MEDICAL SERVICE AGREEMENT	175,308	102,263	175,309	175,309		175,309	175,309
13133		INMATE CATASTROPHIC INS	4,560	4,845	4,845	4,560		5,000	5,000
13211		TELEVISION	1,500	1,560	1,560	1,500		1,700	1,700
13300		FUEL/MILEAGE	6,038	4,846	10,000	7,500		10,000	7,500
13301		PRISON TRANSPORT SERVICES	13,021	8,327	15,000	8,000		20,000	14,000
13820		REPAIR & MAINT/EQUIPMENT	450		1,000	1,000		5,000	3,000
13821		REPAIR & MAINT/JAIL RELATED	12,265	2,872	10,000	20,000		200,000	5,500
13830		MAINTENANCE CONTRACTS		1,434	2,700			3,000	3,000
14100		MISCELLANEOUS	90		200	200		200	200
14200		MEMBERSHIP & DUES	350	350	350	350		350	350
14204		MEETING EXPENSE							
14610		UNIFORMS							
14700		JAILER/STAFF TRAINING							
20000		CAPITAL OUTLAY							
		TOTAL OPERATING EXPENSES	475,533	254,205	508,964	500,419		730,559	516,559
14703		SECURUS TEC GRANT EXP	800	1,104	3,876	8,600		4,724	4,724
14711		COMMISSARY/INMATE SUPPLIES	31,279	13,833	40,000	25,000		25,000	25,000
		TOTAL OTHER	32,079	14,937	43,876	33,600		29,724	29,724
		JAIL EXPENDITURES	1,685,083	853,431	1,729,331	1,844,059		2,084,163	1,853,912 *

**Professional Services - includes costs specific to the operation of the Jail (ex. Clean kitchen hood, pumping of grease and sand tanks)

**Repair & Maint/Jail Related exp - includes all costs specific to maintenance of the Jail

12/5/2013		***CORONER 01.421.42130***	ACTUAL 2012	6 MO 2013 YTD	PROJECTED 2013	APPROVED 2013	**REQUEST 2014**	**APPROVED 2014**	
	67	LIFE INS 2014							
	6372	HEALTH INS 2014							
	1	# OF EMPLOYEES							
11100	1	ELECTED OFFICIALS SALARIES	33,100	17,823	33,100	33,100	33,100	33,100	
11400	2	CORONER DEPUTIES	16,450	8,250	16,500	16,500	18,500	18,500	
11402		DEATH PRONOUNCEMENTS		2,550	5,000	3,400	5,500	5,500	
11403		INVESTIGATIONS		1,431	5,100	7,600	5,100	5,100	
		TOTAL SALARY	49,550	30,054	59,700	60,600	62,200	62,200	
11610		SOCIAL SECURITY	3,109	1,777	3,701	3,757	3,856	3,856	
11611		MEDICARE TAX	727	416	866	879	902	902	
11620		WORKERS COMPENSATION	325	336	336	336	336	309	
11630		RETIREMENT	1,324	713	1,324	1,324	1,324	1,324	
11631		HEALTH INSURANCE	6,900	3,714	7,428	7,428	8,124	6,372	
11632		LIFE INSURANCE	67	33	67	67	67	67	
13611		UNEMPLOYMENT	48	37	83	83	56	56	
		TOTAL PERSONNEL EXPENSE	62,050	37,080	73,505	74,474	76,865	75,086	
12100		OFFICE SUPPLIES	63	31	100	100	100	100	
12200		OPERATING SUPPLIES	1,202	8	1,100	1,100	1,100	1,100	
13100		AUTOPSIES	19,826	7,540	23,000	23,000	21,500	21,500	
13101		CASE CONSULTANTS			500	500	500	500	
13111		SECRETARIAL	1,000		250	250	250	250	
13113		TOXICOLOGY	7,011	1,519	5,300	5,300	5,500	5,500	
13114		DEATH PRONOUNCEMENTS	2,975						
13115		TRANSPORT	7,250	3,250	8,000	8,000	8,000	8,000	
13210		TELEPHONE/PAGER	550	319	625	625	625	625	
13300		FUEL/MILEAGE			100	100	100	100	
13620		BONDS							*
14100		MISCELLANEOUS							
14200		MEMBERSHIP & DUES	1,000	1,000	1,000	1,000	1,000	1,000	
14204		MEETING EXPENSE	679	693	900	900	1,100	1,100	
14700		STAFF TRAINING	990	475	1,200	1,200	1,400	1,400	
14710		INVESTIGATIONS							
20000		CAPITAL OUTLAY	294	533	950	950			
		AUDIT ADJUSTMENT							
		TOTAL OPERATING EXPENSE	42,840	15,368	43,025	43,025	41,175	41,175	
		CORONER EXPENDITURES	104,890	52,448	116,530	117,499	118,040	116,261	*

DETAIL OF CAPITAL OUTLAY - LESS THAN $1000/ITEM

	2014 (REQ)	**2014 (APP)**
TOTAL		

		VICTIMS ASSISTANCE	ACTUAL 2012	6 MO 2013 YTD	PROJECTED 2013	APPROVED 2013	REQUEST 2014	APPROVED 2014	
		REVENUE							
		VOCA GRANT	29,987		33,882	33,882	33,882	33,882	
		VALE GRANT	25,200		29,582	29,582	38,393	38,393	
		TOTAL	55,187		63,464	63,464	72,275	72,275	
		EXPENSES - 01.421.42140							
	37	LIFE INS 2014							
	6372	HEALTH INS 2014							
	1	# OF EMPLOYEES							
11200		COUNTY FUNDED SALARY	201						
11300		PART TIME SALARIES							
11400		TEMPORARY & OVERTIME							
11500		SICK LEAVE PD OVER 400 HRS							
		TOTAL SALARY	201						
11610		SOCIAL SECURITY	1,805	758	1,583	1,583		3,000	
11611		MEDICARE TAX	421	177	370	370		1,000	
11620		WORKERS COMPENSATION		136	136	136		123	
11630		RETIREMENT	1,198	449	1,016	1,016		2,000	
11631		HEALTH INSURANCE	6,900	2,001	4,002	4,002	636	4,586	
11632		LIFE INSURANCE	37	4	9	9		8	
11633		ST/LT DISABILITY	203	64	143	143		832	
13611		UNEMPLOYMENT	98	37	77	77		81	
		TOTAL PERSONNEL EXPENSE	10,863	3,626	7,336	7,336	636	11,630	
12100		OFFICE SUPPLIES	168					500	
13210		TELEPHONE/PAGER	315					130	
13220		POSTAGE							
13300		FUEL/MILEAGE	620	304	900	900	900	900	
13800		CO VEHICLE/MAINTENANCE							*
14200		MEMBERSHIP & DUES							
14204		MEETING EXPENSE						500	
14700		STAFF TRAINING							
20000		CAPITAL OUTLAY							
		AUDIT ADJUSTMENT							
		TOTAL OPERATING EXPENSE	1,103	304	900	900	900	2,030	
		COUNTY FUNDED EXPENDITURES	11,966	3,930	8,236	8,236	1,536	13,660	*
		EXPENSES - 01.421.42141							
11200		**VOCA GRANT SALARY**	29,290	13,467	26,933	26,933	26,933	26,933	
11300		PART TIME SALARIES							
11400		TEMPORARY & OVERTIME							
11500		SICK LEAVE PD OVER 400 HRS							
		TOTAL SALARY	29,290	13,467	26,933	26,933	26,933	26,933	
11610		SOCIAL SECURITY		839	1,679	1,679	1,679	1,679	
11611		MEDICARE TAX		197	393	393	393	393	
11620		WORKERS COMPENSATION		112	112	112	112	112	
11630		RETIREMENT		538	1,077	1,077	1,077	1,077	
11631		HEALTH INSURANCE		1,713	3,426	3,426	3,426	3,426	
11632		LIFE INSURANCE		15	29	29	29	29	
11633		ST/LT DISABILITY		82	152	152	152	152	
13611		UNEMPLOYMENT		41	81	81	81	81	
		TOTAL PERSONNEL EXPENSE	29,290	17,004	33,882	33,882	33,882	33,882	
12100		OFFICE SUPPLIES	290						
13210		TELEPHONE/PAGER							
13220		POSTAGE							
13300		FUEL/MILEAGE							
13800		CO VEHICLE/MAINTENANCE							
14200		MEMBERSHIP & DUES							
14204		MEETING EXPENSE	408						
14700		STAFF TRAINING							
20000		CAPITAL OUTLAY							
		AUDIT ADJUSTMENT							
		TOTAL OPERATING EXPENSE	698						
		VOCA EXPENDITURES	29,988	17,004	33,882	33,882	33,882	33,882	

		VICTIMS ASSISTANCE	ACTUAL 2012	6 MO 2013 YTD	PROJECTED 2013	APPROVED 2013	REQUEST 2014	APPROVED 2014
		EXPENSES - 01.421.42142						
11200		**VALE GRANT SALARY**	22,010	12,696	25,393	25,393	26,663	25,393
11300		PART TIME SALARIES						
11400		TEMPORARY & OVERTIME						
11500		SICK LEAVE PD OVER 400 HRS						
		TOTAL SALARY	22,010	12,696	25,393	25,393	26,663	25,393
11610		SOCIAL SECURITY	1,372				1,662	
11611		MEDICARE TAX	321				389	
11620		WORKERS COMPENSATION	224				112	
11630		RETIREMENT	880				1,067	
11631		HEALTH INSURANCE					4,062	
11632		LIFE INSURANCE					8	
11633		ST/LT DISABILITY	124				151	
13611		UNEMPLOYMENT	56				81	
		TOTAL PERSONNEL EXPENSE	24,987	38,089	25,393	25,393	34,195	25,393
12100		SUPPLIES/OPERATING/TRAININC	51	161	1,689	1,689	1,689	
13210		TELEPHONE/PAGER	162					
13220		POSTAGE						
13300		FUEL/MILEAGE						
13800		CO VEHICLE/MAINTENANCE						
14200		MEMBERSHIP & DUES						
14204		MEETING EXPENSE	1,228		2,500	2,500	2,500	878
14700		STAFF TRAINING						
20000		CAPITAL OUTLAY						
		AUDIT ADJUSTMENT						
		TOTAL OPERATING EXPENSE	1,441	161	4,189	4,189	4,189	878
		VALE EXPENDITURES	26,428	38,250	29,582	29,582	38,384	26,271
TOTAL VICTIMS ASSISTANCE EXPENDITURES			68,382	59,184	71,700	71,700	73,802	73,813

12/5/2013		***SHERIFF POSSE 01.421.42210***	ACTUAL 2012	6 MO 2013 YTD	PROJECTED 2013	APPROVED 2013	**REQUEST 2014**	**APPROVED 2014**	
		REVENUE							
		SHERIFF POSSE REVENUE	11,401	655	8,500	8,600	8,500	8,500	
		EXPENSES							
11620		WORKMANS COMPENSATION	757	666	666	666	850	561	*
12200		OPERATING SUPPLIES	52		100	100	200	200	
13300		FUEL/MILEAGE EXP	111						
13700		UTILITIES	2,553	1,391	2,600	2,600	2,600	2,600	
13800		RPRS & MAINT/VEHICLES	415	705	1,500	1,500	2,500	1,500	
13810		REPAIR & MAINT/BUILDINGS	7,882	993	1,500	1,500	2,000	1,500	
13820		REPAIR & MAINT/EQUIP			300	300	500	500	
14100		MISCELLANEOUS							
14212		RELOADING & TRAINING	2,917	1,790	3,500	3,500	4,000	4,000	
20000		CAPITAL OUTLAY							
		OPERATING EXPENDITURES	14,687		10,166	10,166	12,650	10,861	
14216	**	SHRF POSSE CHECKING & SAVINGS	7,201	1,054	8,500	8,500	10,000	10,000	
		SHERIFF POSSE EXPENDITURES	21,888	1,054	18,666	18,666	22,650	20,861	

**Checking & Savings is offset by revenue in the same amount.

DESCRIPTION OF CAPITAL OUTLAY			**2014 (REQ)**	**2014 (APP)**
	priority			
	1	800 MHZ radios/portable (6)	7,650	
	1	Ballistic vests (8)	5,600	
	2	800 MHZ radios - car	2,550	
	2	Car antenna assys (2)	120	
	3	Chairs (30)	1,200	
		TOTAL	17,120	-0-

12/5/2013		***EXTENSION 01.461.46100***	ACTUAL 2012	6 MO 2013 YTD	PROJECTED 2013	APPROVED 2013	**REQUEST 2014**	**APPROVED 2014**	
		EXPENDITURES							
	67	LIFE INS 2014							
	6372	HEALTH INS 2014							*
	3	# OF EMPLOYEES							*
11100		AGENTS	18,880	9,225	19,000	24,600	25,400	25,400	*
11200		FULL TIME SALARIES	113,176	57,052	115,000	114,989	114,989	117,289	*
11300		PART TIME SALARIES							*
11400		TEMPORARY & OVERTIME	12,878	1,098	5,000	7,000	7,000	7,000	
11500		SICK LEAVE PD OVER 400 HRS							*
		TOTAL SALARIES	144,934	67,375	139,000	146,589	147,389	149,689	
11610		SOCIAL SECURITY	6,742	3,049	6,341	7,563	7,563	7,706	
11611		MEDICARE TAX	1,577	713	1,489	1,769	1,769	1,802	
11620		WORKMANS COMPENSATION	1,685	1,749	1,749	1,749	1,749	353	
11630		RETIREMENT	3,954	2,282	4,600	4,600	4,600	4,692	
11631		HEALTH INSURANCE	20,700	11,142	22,284	22,284	24,372	19,116	
11632		LIFE INSURANCE	192	96	192	201	201	201	
11633		ST/LT DISABILITY	640	322	620	649	649	662	
13611		UNEMPLOYMENT INSURANCE	327	147	360	366	366	373	
		TOTAL PERSONNEL EXPENSE	**180,751**	**86,875**	**176,635**	**185,770**	**188,658**	**184,594**	
12100		OFFICE SUPPLIES	3,043	974	3,100	3,000	3,300	3,000	
12110		LSP AGRONOMY AGENT EXP	2,820	550	1,100	1,100	1,100	1,100	
13210		TELEPHONE	1,838	653	2,000	2,000	2,000	2,000	
13220		POSTAGE	1,018	295	1,200	1,000	1,000	1,000	*
13300		FUEL/MILEAGE	811	534	1,000	1,500	1,500	1,500	
13400		ADVERTISING				300	300	100	*
13800		VEHICLE REPAIR/MAINTENANCE		433	1,000	1,000	1,000	1,000	
13820		REPAIR & MAINT/EQUIPMENT	607	210	700	1,500	1,500	1,500	
13830		MAINTENANCE CONTRACTS	4,637	1,443	5,000	4,000	4,500	4,500	
13910		RENTALS/BLDGS	15,900	15,900	15,900	15,900			
14100		MISCELLANEOUS	121						
14200		MEMBERSHIP & DUES	590	95	600	500	500	500	
14204		MEETING EXPENSE	3,253	1,697	3,600	2,000	2,500	2,500	
14700		STAFF TRAINING			2,500	2,500	3,500	2,500	
20000		CAPITAL OUTLAY		2,185	2,200	600	3,100	2,100	
		TOTAL OPERATING EXPENSE	**34,638**	**24,969**	**39,900**	**36,900**	**25,800**	**23,300**	
14325		EQUIPMENT RESERVE				10,000	25,000		
		CONTINGENCY				**10,000**	**25,000**		
		EXTENSION EXPENDITURES	**215,389**	**111,844**	**216,535**	**232,670**	**239,458**	**207,894**	

DETAIL OF CAPITAL OUTLAY - LESS THAN $1000/ITEM	**2014 (REQ)**	**2014 (APP)**
Projection Screen	800	800
Projector	600	600
Incubator	400	400
Narrow Table (2)	300	300
Chairs in Colorado room (20)	1,000	
TOTAL	3,100	2,100

12/5/2013		EXTENSION FAIR 01.461.46101	ACTUAL 2012	6 MO 2013 YTD	PROJECTED 2013	APPROVED 2013	REQUEST 2014	APPROVED 2014	
		REVENUE							
ENTRY FEES:									
		LATE FEES/JR RODEO							
		LATE FEES/OPEN CLASS FCS							
		FAIR BOOKLET					300	300	
		DONATIONS-TROPHIES-AWARDS					50	50	•
		OTHER			5,197		3,300	3,300	•
		TOTAL REVENUES			5,197		3,650	3,650	
		EXPENDITURES							
11400		TEMPORARY & OVERTIME				5,000			
11610		SOCIAL SECURITY				310			
11611		MEDICARE TAX				73			
11620		WORKMANS COMPENSATION							
13611		UNEMPLOYMENT INSURANCE				15			
		TOTAL PERSONNEL EXPENSE				**5,398**			
12100		SUPPLIES		308	1,200	2,000	2,000	2,000	•
12210		MISCEL SERVICES/JUDGES MEALS			900	1,500	1,500	1,500	
12211		RIBBONS,PRIZES & AWARDS			7,245	5,000	6,200	6,200	
12212		PREMIUM PAYOUT			7,273	8,100	8,500	7,500	
12215		SPECIAL EVENTS			601	600	600	600	
13100		PROF SERV/JUDGING & LABOR			5,442	5,000	5,350	5,350	
13101		BRAND INSPECTIONS				150			
13102		RETINAL SCANNING		168	168	400	600	600	
13220		POSTAGE			100	100	100	100	
13500		PROGRAMS & PRINTING		550	550	200	550	550	
13830		SCALE MAINTENANCE			80	125	125	125	
13920		EQUIPMENT RENTAL			335	200	300	300	
14100		MISCELLANEOUS		18	40	600	200	200	
		TOTAL OPERATING EXPENSE		736	23,934	23,975	26,025	25,025	
		EXTENSION FAIR EXPENDITURES			23,934	29,373	26,025	25,025	

12/9/2013		***FAIRGROUNDS 01.461.46300***	ACTUAL 2012	6 MO 2013 YTD	PROJECTED 2013	APPROVED 2013	**REQUEST 2014**	**APPROVED 2014**	
		Reimbursed salary exp by Fairboard - Fair OT/Ticket Takers/Night Show Workers/FB Managers Salary	39,000		17,876		20,000	20,000	
	67	LIFE INS 2014							
	8124	HEALTH INS 2014							
11200		FULL TIME SALARIES	15,483						
11300		PART TIME SALARIES							
11400		TEMPORARY & OVERTIME	18,290	3,651	20,000	20,000	20,000	20,000	*
11500		SICK LEAVE PD OVER 400 HRS							*
		TOTAL SALARIES	33,773	3,651	20,000	20,000	20,000	20,000	
11610		SOCIAL SECURITY	2,021	226	1,196	1,240	1,240	1,240	*
11611		MEDICARE TAX	471	53	280	290	290	290	*
11620		WORKMANS COMPENSATION	659	210	210	210	210	135	*
11630		RETIREMENT	616						*
11631		HEALTH INSURANCE	4,094						*
11632		LIFE INSURANCE	35						*
11633		ST/LT DISABILITY	86						
13611		UNEMPLOYMENT INSURANCE	97	11	60	60	60	60	*
		TOTAL PERSONNEL EXPENSE	41,852	4,151	21,746	21,800	21,800	21,725	
12200		OPERATING SUPPLIES	5,634	1,349	7,000	7,000	7,000	6,500	
12280		GAS/OIL/ANTIFREEZE	2,256	780	4,000	4,000	4,000	4,000	
12300		REPAIR & MAINT SUPPLIES	4,513	1,186	5,000	5,000	5,000	4,500	
13100		CONTRACT/PROF SERVICES	6,110	261	1,600	1,000	1,000	1,000	
13210		TELEPHONE	1,897	1,117	2,000	2,000	2,000	2,000	
13220		POSTAGE	30	2	50	100	50	50	
13400		ADVERTISING	126	56	100	100	100	100	
13700		UTILITIES	44,316	23,068	45,000	40,000	45,000	45,000	
13710		LOGAN WELL USERS	451	438	900	900	900	900	
13810	*	RPR & MAINT/BLDNGS & GROUNDS	16,083	4,287	7,577		20,220		
13820		REPAIR & MAINT/EQUIPMENT	4,931	3,395	4,284	3,000	4,000	4,000	
13920		EQUIP & FIXTURE RENTAL	437		350	350	350	350	
14100		MISCELLANEOUS	11		250	500	250		
14404		TRANSFER TO FAIR FUND	20,000						
14405		FAIR BOARD REIMBURSED EXP							
20000		CAPITAL OUTLAY	960						
		AUDIT ADJUSTMENT							
		TOTAL OPERATING EXPENSE	107,755	35,939	78,111	63,950	89,870	68,400	
		FAIRGROUNDS EXPENDITURES	149,607	40,090	99,857	85,750	111,670	90,125	*

FAIRGROUNDS PROJECTS		**2014 (REQ)**		**2014 (APP)**
1	Asphalt repairs to Parking lot	1,500		
2	Multi display system/under grandstands	4,500		-0-
3	3 walk in doors/N side Exhibit Center	4,200		
4	Tile in Pac Van trailer	2,500		-0-
5	Flashing Insultion/ceiling Exhibit Center	2,520		
6	Over head door repairs	2,000		
7	Priefert Manual Roping Chute	2,000		-0-
8	Misc	1,000		-0-
	TOTAL	20,220		
ITEMS FUNDED WITH CONSERVATION TRUST MONIES ***				
1	New sidewalk entrance/south end	22,000	***	22,000
2	Change fire hydrant by Beer Garden	15,000	***	15,000
3	New large fans in center/cattle pavilion	8,600	***	-0-
4	Add dirt around track chainlink fence	5,500	***	5,500
5	Paint/entire cattle pavilion ceilings	27,650	***	13,825
6	Misc	5,000	***	8,000
7	Asphalt repairs to Parking lot			1,500
8	3 walk in doors/N side Exhibit Center			4,200
9	Flashing Insultion/ceiling Exhibit Center			2,520
10	Over head door repairs			2,000
	TOTAL	83,750		74,545

12/5/2013		***VETERANS OFFICE 01.461.46700***	ACTUAL 2012	6 MO 2013 YTD	PROJECTED 2013	APPROVED 2013	**REQUEST 2014**	**APPROVED 2014**	
11300		VETERANS OFFICER SALARY	1,650						
		TOTAL SALARIES	1,650						
11610		SOCIAL SECURITY	102						*
11611		MEDICARE TAX	24						*
11620		WORKMANS COMPENSATION	19	17	17	17	40	4	*
13611		UNEMPLOYMENT INSURANCE	5						*
		TOTAL PERSONNEL EXPENSE	1,800	17	17	17	40	4	
12100		OFFICE SUPPLIES	721	94	300	600	300	300	
13210		TELEPHONE	391	195	400	400	400	400	
13220		POSTAGE/BOX RENT	11	7	25	120	25	25	
13300		FUEL/MILEAGE	2,680	1,774	4,200	4,200	4,200	4,200	
13830		MAINTENANCE CONTRACT	70	7	75	75	75	75	
13910		OFFICE RENTAL							
14200		MEMBERSHIP & DUES	25	25	25	25	100	100	
14204		MEETING EXPENSE	1,603	1,495	2,145	2,145	2,400	2,400	
20000		CAPITAL OUTLAY	214						
		AUDIT ADJUSTMENT							
		TOTAL OPERATING EXPENSE	5,715	3,597	7,170	7,565	7,500	7,500	
		VETERANS OFFICE EXPENDITURES	7,515	3,614	7,187	7,582	7,540	7,504	*

12/5/2013		***HERITAGE CENTER ADMINISTRATION 01.461.46800***	ACTUAL 2012	6 MO 2013 YTD	PROJECTED 2013	APPROVED 2013	**REQUEST 2014**	**APPROVED 2014**	
		REVENUE							
		HERITAGE CENTER BLDG RNTL	2,605		1,500		2,000	1,500	
		SILVER SNEAKER REVENUE	2,022		5,600		2,500	5,000	
	67	LIFE INS 2014							
	6372	HEALTH INS 2014							
	1	# OF EMPLOYEES							
11200		FULL TIME SALARIES	32,694	16,481	33,090	33,218	33,218	33,882	
11300		PART TIME SALARIES					2,200	2,244	
11400		TEMPORARY & OVERTIME	2,014	1,295	2,000	1,200	1,800	1,800	*
11500		SICK LEAVE PD OVER 400 HRS							*
		TOTAL SALARIES	34,708	17,776	35,090	34,418	37,218	37,926	
11610		SOCIAL SECURITY	2,097	1,080	2,121	2,134	2,308	2,351	*
11611		MEDICARE TAX	491	253	495	499	540	550	*
11620		WORKMANS COMPENSATION	92	91	91	91	91	83	*
11630		RETIREMENT	1,308	659	1,324	1,329	1,417	1,445	*
11631		HEALTH INSURANCE	6,900	3,714	7,428	7,428	8,124	6,372	*
11632		LIFE INSURANCE	67	33	67	67	67	67	*
11633		ST/LT DISABILITY	185	93	188	188	188	191	
13611		UNEMPLOYMENT INSURANCE	102	52	105	103	112	114	*
		TOTAL PERSONNEL EXPENSE	45,950	23,751	46,909	46,257	50,065	49,099	
12100		OFFICE SUPPLIES	394	192	375	350	375	375	
12200		OPERATING SUPPLIES	196		250	500	500	500	
12300		REPAIR & MAINT SUPPLIES			100	100	100	100	
12400		SILVER SNEAKER EXPENSES**	1,227	382	2,000	2,800	1,500	5,000	
13100		PROFESSIONAL SERVICES	130	525	650	195	375	375	
13210		TELEPHONE	1,251	804	1,400	1,250	1,500	1,500	
13220		POSTAGE	136	98	300	75	475	475	
13300		FUEL/MILEAGE							
13400		ADVERTISING			500	1,000	500	500	
13700		UTILITIES							
13800		RPR & MAINT/VEHICLES	31			1,800			
13810	**	REPAIR & MAINT/BUILDINGS							
13820		REPAIR & MAINT/EQUIPMENT	119						
13830		MAINTENANCE CONTRACT	86	107	306		400	400	
13920		EQUIP & FIXTURE RENTAL							
14100		MISCELLANEOUS							
14200		MEMBERSHIP & DUES							
14204		MEETING EXPENSE							
14405		REIMBURSED EXPENSES	-16						
14700		STAFF TRAINING			425	425	625	625	
20000		CAPITAL OUTLAY			650	650	860	860	
		TOTAL OPERATING EXPENSE	3,554	2,108	6,956	9,145	7,210	10,710	
		HERITAGE CENTER EXPENDITURES	49,504	25,859	53,865	55,402	57,275	59,809	*

**Silver Sneaker Revenues are restricted for

			2014 (REQ)	2014 (APP)
	**	DESCRIPTION OF LINE 20000		
	1	Sofa table	300	300
	2	Lamps (2)	160	160
	3	end table (2)	200	200
	4	art work	200	200
		TOTAL	860	860

12/5/2013		***DESOTO YOUTH*** ***01.461.46910***	ACTUAL 2012	6 MO 2013 YTD	PROJECTED 2013	APPROVED 2013	**REQUEST 2014**	**APPROVED 2014**
		GARY DESOTO REVENUE	4,541		15,000	15,000	15,000	15,000
12200		OPERATING SUPPLIES	78		200	200	200	200
13100		CONTRACTED SERVICES						
13210		TELEPHONE	126					
13700		UTILITIES	7,582	3,405	8,000	8,000	8,000	8,000
13810		REPAIR & MAINT/BUILDINGS	7,339		500		3,500	500
13820		REPAIR & MAINT/EQUIPMENT						
14100		MISCELLANEOUS						
20000		CAPITAL OUTLAY						
		DESOTO OPERATING EXPENSES	15,125	3,405	8,700	8,200	11,700	8,700
14216		GARY DESOTO FINANCIALS/EXP	7,054	211	15,000	15,000	15,000	15,000
		DESOTO EXPENDITURES	22,179	3,616	23,700	23,200	26,700	23,700

			2014 (REQ)	**2014 (APP)**
	**	DESCRIPTION OF LINE 13810		
	1	Painting	3,000	
	2	Misc	500	500
	3			
		TOTAL	3,500	500

12/5/2013		***TOURIST INFORMATION CENTER 01.465.46500***	ACTUAL 2012	6 MO 2013 YTD	PROJECTED 2013	APPROVED 2013	**REQUEST 2014**	**APPROVED 2014**	
	REVENUE								
		LODGING TAX PLEDGE	30,000		30,000	30,000	30,000	30,000	
	67	LIFE INS 2014							
	6372	HEALTH INS 2013							
	1	# OF EMPLOYEES							
11200		FULL TIME SALARIES	27,353	15,637	31,395	31,516	31,516	32,146	
11300		PART TIME SALARIES	16,483	8,047	16,646	15,000	16,646	16,979	
11400		TEMPORARY & OVERTIME							*
11500		SICK LEAVE PD OVER 400 HRS							*
		TOTAL SALARIES	43,836	23,684	48,041	46,516	48,162	49,125	
11610		SOCIAL SECURITY	2,733	1,474	2,979	2,884	2,986	3,046	*
11611		MEDICARE TAX	639	345	696	674	698	712	*
11620		WORKMANS COMPENSATION	100	113	113	113	113	104	*
11630		RETIREMENT	302	194	824	735	735	750	*
11631		HEALTH INSURANCE	4,045	3,714	7,428	7,428	8,124	6,372	*
11632		LIFE INSURANCE	34	29	67	67	67	67	*
11633		ST/LT DISABILITY	107	88	178	178	178	182	
13611		UNEMPLOYMENT INSURANCE	132	71	144	140	144	147	*
		TOTAL PERSONNEL EXPENSE	51,928	29,712	60,470	58,735	61,207	60,505	
12100		OFFICE SUPPLIES	13						
12200		OPERATING SUPPLIES	706						
13100		PROFESSIONAL SERVICES	49						
13210		TELEPHONE	175	125	300	300	300	300	
13400		ADVERTISING & LEGAL NOTICES	367						
14204		MEETING EXPENSE	70						
14700		STAFF TRAINING			200	200	200	200	
		TOTAL OPERATING EXPENSE	1,380	125	500	500	500	500	
TOURIST INFORMATION CENTER EXPENDITURES			53,308	29,837	60,970	59,235	61,707	61,005	

12/5/2013		***INTERGOVERNMENTAL COOPERATION 01.480.48000***	ACTUAL 2012	6 MO 2013 YTD	PROJECTED 2013	APPROVED 2013	**REQUEST 2014**	**APPROVED 2014**
		HEALTH DEPARTMENT						
14213		NE COLO HEALTH DPT	210,529	157,897	210,529	210,529	210,529	210,529
		HEALTH DPT EXPENDITURES	210,529	157,897	210,529	210,529	210,529	210,529
12/5/2013		***MENTAL HEALTH***						
14230		CENTENNIAL MENTAL HEALTH	43,738	32,169	42,892	42,892	42,978	42,978
14240		EASTERN COLO SERV/DISABLED	85,276	63,957	85,276	85,276	193,760	85,276
14261		SENATE BILL #10-175	720	80	80			
		MENTAL HEALTH EXPENDITURES	129,734	96,206	128,248	128,168	236,738	128,254
		INTERGOVERMENTAL						
48500		NECALG	19,347	15,000	20,000	20,000	23,555	23,555
48700		NECTA	57,842	45,000	60,000	60,000	65,438	65,438
		TOTAL	77,189	60,000	80,000	80,000	88,993	88,993
INTERGOVERNMENTAL COOPERATION EXPENDITURES			417,452	314,103	418,777	418,697	536,260	427,776

12/9/2013		MISCELLANEOUS ACCOUNT 01.490	ACTUAL 2012	6 MO 2013 YTD	PROJECTED 2013	APPROVED 2013	REQUEST 2014	APPROVED 2014
49000-	***GRAVEL PERMIT EXPENSE***							
12214		GRAVEL PERMITS ANNUAL FEE	8,561	969	12,000	12,000	12,000	12,000
56131		MINED LAND RECLMATION EXP				2,000	2,000	2,000
49001-	***COUNTY DUES***							
49526		LOGAN COUNTY CHAMBER DUES	600		600	600	600	600
49528		CCI DUES	12,582	12,582	12,582	12,582	12,582	13,791
49002-	***FEES***							
49301		LITIGATION FEES						
49302		ARBITRATORS FEES						
49400		REAPPRAISAL FEES						
56100		TREASURERS FEES	134,338	126,812	136,000	134,000	136,311	130,000
49003-	***MISCELLANEOUS EXPENSES***							
49519		125TH ANNIVERSARY CELEBRATION	13,377					
49525		ABATEMENT REFUND	12,478	401	600	5,000	5,000	5,000
49527		CHRISTMAS & EMPLOYEE APPRECIATION	7,287	3,585	7,000	7,000	7,000	7,000
49530		POSTAGE MACHINE- MAINT & RENT	3,492	1,936	5,000	3,500	3,500	3,500
49531		UNEMPLOYMENT ACCT SERVICE	1,016	1,016	1,050	1,016	1,050	1,050
49538		PROPERTY LIABILITY INS	84,027	116,305	116,305	116,305	116,305	128,930
49539		AUDITING & BUDGETING	12,685	12,357	12,357	12,000	12,500	12,500
49540		REFINISH FURNITURE	780					
49542		MAINT ON COUNTY VEHICLES/SHARED	3,132	825	3,000	3,000	3,000	3,000
49543		REIMB/UNCLAIMED PRIS FUNDS						
49546		CAFETERIA PLAN EXPENSE	3,792	1,896	3,800	3,800	3,800	3,800
49700		AUDIT ADJUSTMENT	15					
56138		COMM TOWER/UTILITIES & MAINT	4,685	1,967	6,500	6,500	6,500	6,500
56146		CLARENCE CORNER EXPENSE			681			
	LEASE PROCEEDS							
56144		DEBT SERVICE - PRINCIPAL	145,344					
56145		DEBT SERVICE - INTEREST	7,660					
49004-	***DONATIONS***							
14000		NE CO BOOKMOBILE SERV	16,000	7,500	10,000	10,000	26,667	15,000
14002		FLEMING LIBRARY	250	250	250	250	250	300
14003		CROOK LIBRARY	250	250	250	250	300	300
49523		CHILDREN WATER FESTIVAL	500	500	500	500	500	500
49532		HERITAGE FESTIVAL DONATION	1,500		1,500	1,500	1,500	1,500
49548		LOGAN COUNTY LITERACY COALITION	2,000		2,000	2,000	2,000	2,000
49549		SMALL BUSINESS DVLPMT CENTER	2,000	5,000	5,000	5,000	5,000	5,000
49550		BABY BEAR HUGS	6,000	3,000	3,000	3,000		
56134		LC CHAMBER MARKETING & PROMOTING	4,500	5,000	5,000	5,000	7,000	6,500
56139		LC ECONOMIC DEVELOPMENT CORP	37,000	28,000	28,000	28,000	39,000	20,000
56141		COOPERATING MINISTRY	7,500	7,500	7,500	7,500	7,500	7,500
49005-	***EMERGENCY MANAGEMENT/EMS***							
56126		EMS COUNCIL SUBSIDY	5,738	2,808	2,808	4,800	2,000	2,000 *
56133		EMERGENCY MANAGER	28,307	7,035	27,400	27,400	27,400	27,400 *
49010-	***COUNTY CONTINGENCY RESERVES***							
49524		MISCELLANEOUS RESERVE	8,483	3,158	8,500	5,000	8,500	8,500
49547		REIMB EXP/BETWEEN FUNDS	25	586				
56114		TRANSFER TO AMBULANCE				200,000		
56114		TRANS TO CONTINGENCY FUND/TABOR RE	26,028		45,000			
56143		FIRE FIGHTING RESERVE	7,624			10,000		
56147		INSURANCE RESERVE						170,000
		SUB TOTAL		351,238	464,183	629,503	449,765	596,171
93626		CONTINGENCY RESERVE**	55,117		4,000	368,500		290,000
		MISCELLANEOUS EXPENDITURES	664,673	351,238	468,183	998,003	449,765	886,171

	2013 APP	2013 BALANCE	2014
**CONTINGENCY RESERVE			
RESERVE FOR BUILDING REPAIRS	50,000	50,000	
RESERVE FOR METHLAB CLEAN UP	10,000	10,000	
RESERVE FOR FIRE FIGHTING			10,000
RESERVE FOR JAIL REPAIRS	180,000	180,000	180,000
MISCELLANOUS	128,500	118,168	100,000
TOTAL	368,500	358,168	290,000

*OFFSETTING REVENUE TO JUSTIFY EXPENSE

LOGAN COUNTY ROAD & BRIDGE FUND
2014 BUDGET SUMMARY
COUNTY ROADS & HIGHWAYS

ACCT NO GROUP	SUMMARY	ACT PRIOR YR 2012 COL.1	PROJECTED 2013 COL.2	REQ YR 2014 COL.3	APPROVED 2014 COL.4
	FUND BALANCE BEGINNING OF THE YEAR	2,373,893	2,331,257	1,859,199	1,859,199
311	NET TOTAL REVENUE TO BE DERIVED FROM PROPERTY TAXES	513,333	652,640	2,139,326	1,040,219
	INTERGOVERNMENTAL REVENUE	3,502,775	3,400,000	3,240,000	3,300,000
	OTHER REVENUE:	1,336,477	1,150,430	1,072,800	1,094,000
	TOTAL AVAILABLE REVENUES OTHER THAN PROPERTY TAXES	4,839,252	4,550,430	4,312,800	4,394,000
	TOTAL REVENUE	5,352,585	5,203,070	6,452,126	5,434,219
	TOTAL AVAILABLE RESOURCES	7,726,478	7,534,327	8,311,325	7,293,418
	EXPENDITURES				
430	RIGHTS OF WAY				
430	APPROVED & CONSTRUCTION				
	ENGINEERING				
430	CONSTRUCTION				
430	MAINTENANCE OF CONDITION				
431	SNOW & ICE REMOVAL				
431	TRAFFIC SERVICES				
431	ADMINISTRATION				
431	BRIDGE REPAIR & REPLACEMENT				
430	OTHER				
430	ADD REMITTANCE TO MUNICIPAL				
470	CAPITAL OUTLAY & BUILDINGS OTHER THAN HIGHWAYS				
	TREASURERS FEES				
	TOTAL EXPENDITURES	5,395,221	5,675,128	6,851,009	5,729,954
	ADD:UNAPPROPRIATED FUND BALANCE, END OF YEAR	2,331,257	1,859,199	1,460,316	1,563,464
	LESS:RESERVE FOR SUPPLIES				
	ACTUAL USABLE END OF YEAR FUND BALANCE (budget basis)	**2,331,257**	**1,859,199**	**1,460,316**	**1,563,464**

CALCULATION OF MILL LEVY					
	AMOUNT TO BE DERIVED FROM CURRENT TAXES FOR BUDGET (311 ABOVE)	513,333	652,640	2,139,326	1,040,219
	ADD:PROVISION FOR UNCOLLECTABLES	(726)	653		
	TOTAL AMOUNT PROPERTY TAX NEEDED	512,607	653,293	2,139,326	1,040,219
	NET ASSESSED VALUATION	256,303,620	261,317,060	267,415,740	260,054,690
	MILL LEVY REQUIRED TO PRODUCE NEEDED AMOUNT	2.000	2.500	8.000	4.000

LOGAN COUNTY ROAD & BRIDGE FUND - REVENUE
COUNTY ROADS & HIGHWAYS - 2014

ACCT NO GROUP	REVENUE	ACTUAL PRIOR YR 2012 COL.1	PROJECTED 2013 COL.2	REQ 2014 COL.3	APPROVED 2014 COL.4
FEDERAL					
36419	FLOOD DISASTER/REVENUE				
33230	MINERAL LEASING ACT				
330 - STATE					
33520	HIGHWAY USERS TAX	3,502,775	3,400,000	3,240,000	3,300,000
	TOTAL INTERGOVERNMENTAL REV	3,502,775	3,400,000	3,240,000	3,300,000
310 - TAXES					
31200	SPECIFIC OWNERSHIP TAX	51,891	60,000	80,000	96,200
31910	DELINQ TAX-PENALTY-INT	976			
31301	SALES TAX	713,360	700,000	650,000	675,000
31302	USE TAX	207,813	100,000	15,000	100,000
320 - LICENSES & PERMITS					
32012	ROAD & HIGHWAY PERMITS				
340 - CHARGES & SERVICES					
32223	ADDITIONAL $1.50 MV FEE	21,108	20,000	20,000	20,000
32224	ADDITIONAL $2.50 MV FEE	29,548	29,000	29,000	29,000
34180	MATERIALS & SERVICE	119,100	53,000	58,000	25,000
360 - MISCELLANEOUS RECEIPTS					
36409	MISC-VENDOR MACHINE ETC	65			
36412	REA CAPITAL CREDIT	915			
36413	REFUNDS OF EXPEND-FORFEITURES	6,735	25,000		
36414	REFUNDS/COUNTY VEHICLE EXPENSE	20,269	17,000	12,000	15,000
36416	REFUND-MTR FUEL TAXES & JURY				
36417	REFUND/SALARY& FRINGE	4,197	3,765	3,800	3,800
	REFUND OF EXPENDITURE/MINED LAND				
370 - TRANSFERS FROM OTHER FUNDS					
37000	TRANSFERS FROM OTHER FUNDS				
390 - OTHER FINANCING SERVICES					
39111	SALE OF ASSETS LAND				
39112	SALE OF ASSETS-BUILDINGS				
39113	SALE OF ASSETS-EQUIPMENT	160,000	125,450	189,000	114,000
39121	INSURANCE CLAIMS		1,215		
39133	RENTS/EQUIPMENT RENTAL	500			
39136	CDL REVENUE		16,000	16,000	16,000
	PROCEEDS FROM CAPITAL LEASE				
	TOTAL OTHER REVENUE	1,336,477	1,150,430	1,072,800	1,094,000
	AUDIT ADJUSTMENT				
	TOTAL INTERGOVERNMENTAL & OTHER REVENUE	4,839,252	4,550,430	4,312,800	4,394,000
	W/OUT GRANTS	4,839,252	4,550,430	4,312,800	4,394,000

12/5/2013		***ROAD & BRIDGE EXPENDITURES 04.430.43030***	ACTUAL 2012	6 MO 2013 YTD	PROJECTED 2013	APPROVED 2013	**REQUEST 2014**	**APPROVED 2014**
	67	LIFE INS 2014						
	6372	HEALTH INS 2014						
	40	# OF EMPLOYEES						
11200		FULL TIME SALARIES	1,493,499	728,946	1,466,751	1,565,636	1,545,970	1,534,852
11300		PART TIME SALARIES						
11301		CDL TESTING SALARY		7,175	15,000	18,500	16,000	16,000
11400		TEMPORARY & OVERTIME	31,771	6,131	40,000	40,000	40,000	40,000
11500		SICK LEAVE PD OVER 400 HRS	6,731		10,000	18,000	10,000	10,000 *
		TOTAL SALARIES	1,532,001	742,252	1,531,751	1,642,136	1,611,970	1,600,852
11610		SOCIAL SECURITY	90,730	43,805	90,526	101,812	99,942	99,253 *
11611		MEDICARE TAX	21,219	10,245	21,138	23,811	23,374	23,212 *
11620		WORKMANS COMPENSATION	98,208	92,807	92,807	92,807	92,807	93,577 *
11630		RETIREMENT	58,363	27,447	58,000	63,365	62,479	62,034 *
11631		HEALTH INSURANCE	264,253	142,370	290,000	304,548	333,084	254,880 *
11632		LIFE INSURANCE	2,280	1,131	2,500	2,747	2,747	2,680 *
11633		ST/LT DISABILITY	8,368	4,082	8,500	8,840	8,729	8,666
13611		UNEMPLOYMENT INSURANCE	4,390	2,119	4,600	4,926	4,836	4,803 *
49546		CAFETERIA PLAN EXPENSE	2,082	1,041	2,082	2,082	2,082	2,082
		TOTAL PERSONNEL EXPENSE	**2,081,894**	**1,067,299**	**2,101,904**	**2,247,074**	**2,242,050**	**2,152,039**
12100		OFFICE SUPPLIES	1,099	720	1,200	1,200	1,200	1,200
12110		SHOP SUPPLIES	4,671	1,932	5,000	5,000	5,000	5,000
12112		RUG, UNIFORM CLEANING	3,156	1,664	3,850	4,000	4,000	4,000
12114		ROAD CONSTRUCTION SUPPLIES	28,880	30,764	32,000	25,000	25,000	25,000
12170		CRACK FILLING	17,759	20,678	20,678	20,000	20,000	20,000
12180		FREIGHT (RD OIL & SEALCOAT)	12,329		11,721	13,000	13,000	13,000
12190		SEALCOAT	227,793	21,906	237,418	225,000	250,000	250,000
12200		ROAD OIL - OVERLAY	849,220		991,235	1,000,000	1,500,000	935,000
12203		PATCHING	17,674	4,899	27,230	20,000	25,000	25,000
12210		GRAVEL & SAND	48,423	19,797	50,000	50,000	50,000	50,000
12220		CULVERTS	24,352		20,000	20,000	20,000	20,000
12230		STEEL & IRON	654	2,191	3,000	3,000	3,000	3,000
12260		ROAD SIGNS	15,201	5,781	15,000	15,000	15,000	15,000
12261		PAINT	12,032		14,574	15,000	15,000	15,000
12270		CHEMICALS (ROAD SIDE SPRAYING	20,001		20,000	20,000	20,000	20,000
12280		GAS-OIL-ANTIFREEZE	694,524	364,082	700,000	650,000	700,000	700,000
12290		TIRES & TUBES	58,655	9,177	60,000	60,000	60,000	60,000
12300		REPAIR & MAINT/RD EQUIP	119,458	94,947	125,000	125,000	125,000	125,000
12310		REPAIR & MAINT/AUTO & TRUCK	80,474	40,631	75,000	75,000	75,000	75,000
12311		RPR & MAINT/COUNTY VEHICLES	9,369	4,594	12,000	12,000	12,000	12,000
12330		SMALL TOOLS & MISCELLANEOUS	1,722	2,386	2,700	1,500	1,500	1,500
13100		PROFESSIONAL SERVICES	18,200	1,381	14,000		7,500	7,500
13210		TELEPHONE /INTERNET	3,427	2,161	3,500	3,500	3,500	3,500
13220		POSTAGE	376	85	280	300	300	300
13400		ADVERTISING & LEGAL NOTICES	296	43	220	300	300	300
13610		PROPERTY & LIAB INSURANCE	36,277	50,079	50,079	50,079	50,079	50,949 *
13700		UTILITIES	26,897	22,707	32,000	30,000	35,000	35,000
13810		REPAIR & MAINT/BLDGS	12,560	109	1,000	5,000	25,000	5,000
13820		RPR & MAINT/EQUIP RADIO	593	221	450	500	500	500
13830		MAINTENANCE CONTRACTS	360	195	360	360	360	360
13910		RENTALS-BLDG & LAND	425	825	825	670	850	850
13920		RENTALS-EQUIP	4,630	11,652	12,080	5,000	5,000	5,000
14100		MISCELLANEOUS	1,227	256	600	1,000	1,000	1,000
14101		CDL EXPENSE (INC WORK COMP)		393	1,000	1,500	1,000	1,000
14200		MEMBERSHIP & DUES						
14204		MEETING EXPENSE						
14700		STAFF TRAINING	200	795	1,500	1,500	1,500	1,500
20000		CAPITAL OUTLAY	560,178	312,247	350,000	350,000	607,348	372,348
43016		BRIDGE REPAIR/REPLACEMENT	247,827	43,666	500,000	500,000	500,000	400,000
43115		SNOW & ICE REMOVAL					10,000	10,000
49535		MEDICAL EXAMINATIONS						
49536		DRUG TESTING	531	276	675	1,000	1,000	1,000
49539		AUDITING & BUDGETING	2,475	1,575	1,575	2,475	1,575	1,575 *
		TOTAL OPERATING EXPENSE	**3,163,925**	**1,074,815**	**3,397,750**	**3,312,884**	**4,191,512**	**3,272,382**
48600		MUNICIPALITIES	87,035	104,755	108,474	108,474	339,658	169,533
56100		TREASURERS FEES	62,367	34,752	67,000	60,000	77,789	71,000 *
56147		INSURANCE RESERVE						65,000
93626		RESERVE FOR CONTINGENCY						*
		TOTAL OTHER EXPENSES	**149,402**	**139,507**	**175,474**	**168,474**	**417,447**	**305,533**
		ROAD & BRIDGE EXPENDITURES	**5,395,221**	**2,281,621**	**5,675,128**	**5,728,432**	**6,851,009**	**5,729,954**

ROAD & BRIDGE
2014 CAPITAL OUTLAY

DESCRIPTION	RANK	QUANTITY	REQUEST 2014		APPROVED 2014
Motorgrader @ $235,000 each - will receive buyback on a VOLVO grader as revenue	1	2	470,000		235,000
6.5" Vise	2	2	750		750
1" air inpact wrench	3	1	1,128		1,128
Floor scrubber	4	1	5,470		5,470
New Tractor Truck	5	1	100,000		100,000
New 3/4 ton 4x4 pickup	6	1	30,000		30,000
		TOTAL	607,348		372,348

MUNICIPALITIES	BUDGET YEAR ASSESSED VALUATION 2014		2014 PAYMENT
CROOK	574,930		1,150
FLEMING	1,518,580		3,037
ILIFF	934,300		1,869
MERINO	1,153,810		2,308
PEETZ	726,730		1,453
STERLING	79,857,900		159,716
TOTAL MUNICIPALITY	84,766,250	2.000	169,533

LOGAN COUNTY DEPARTMENT OF HUMAN SERVICES
BUDGET YEAR 2014
SCHEDULE OF COMPUTATION OF AMOUNT TO BE RAISED BY PROPERTY TAXES

	2012 ACTUAL EXP & REV	2013 ESTIMATED EXP & REV	2014 DEPARTMENT REQUEST	APPROVED BY COMMISSIONERS
TOTAL APPROPRIATIONS	3,525,359.66	3,543,585.91	4,115,213.74	4,115,214.39
WORKING BALANCE REQUIRED			932,816.92	932,816.92
SUB-TOTAL	3,525,359.66	3,543,585.91	5,048,030.66	5,048,031.31
PRIOR YEAR SURPLUS	793,768.69	850,186.09	1,089,406.81	1,089,407.34
TRANSFER TO CO. GEN. FUND	0.00			
ADJ TO PRIOR YEAR FUND BAL	0.00			
ESTIMATED STATE REVENUE	2,712,877.02	2,913,517.28	3,119,264.25	3,119,264.69
OTHER FINANCIAL SOURCES	20,988.04	15,337.17	15,200.00	15,200.00
OTHER LOCAL REVENUE	77,960.09	70,001.00	70,001.00	70,001.00
SUB-TOTAL	3,605,593.84	3,849,041.54	4,293,872.06	4,293,873.03
AMT REQUIRED FROM PROPERTY TAX	(80,234.18)	(305,455.63)	754,158.60	754,158.28
TOTAL PROVIDED BY PROPERTY TAX	769,951.91	783,951.18	754,158.60	754,158.60
ASSESSED VALUATION	256,303,620	261,317,060	260,054,690	260,054,690
MIL LEVY	0.003000	0.003000	0.002900	0.002900

LOGAN COUNTY DEPARTMENT OF HUMAN SERVICES
BUDGET YEAR 2014
REVENUE SUMMARY

	2012 REVENUE	JAN-JUN 13 REVENUE	2013 PROJECTED	2014 REQUESTED	APPROVED BY COMMISSIONERS
REGULAR ADMINISTRATION	491,024.20	213,967.26	520,459.95	531,862.19	531,862.19
MISCELLANEOUS INCENTIVES	12,642.98	5,423.29	10,000.00	10,000.00	10,000.00
COUNTY TAX BASE RELIEF	0.00	1,136.38	1,136.38	0.00	0.00
TITLE XX TRAINING	6,791.84	7,548.44	8,000.00	8,000.00	8,000.00
LEAP ADMINISTRATION/OUTREACH	34,934.19	14,715.90	27,030.58	32,529.00	32,529.00
OLD AGE PENSION ADMINISTRATION	16,387.66	8,176.00	16,130.22	16,802.32	16,802.32
EMPLOYMENT 1ST	51,653.71	20,087.86	48,916.41	48,165.38	48,165.38
ENHANCED FUNDING	7,606.24	2,551.76	7,000.00	20,000.00	20,000.00
IV-D ADMINISTRATION	232,776.48	123,871.92	248,563.11	257,358.99	257,358.99
IV-D INCENTIVES	31,011.26	16,191.14	25,000.00	25,000.00	25,000.00
CORE SERVICES	332,760.92	166,354.78	336,589.10	396,726.13	396,726.13
CHILD CARE BLOCK GRANT:					
CHILD CARE BLOCK GRANT ADM/DIRECT	88,222.22	81,066.14	123,580.07	132,896.26	132,896.26
CHILD WELFARE BLOCK GRANT:					
TOTAL CHILD WELFARE BLOCK	1,104,788.75	596,458.47	1,126,526.02	1,174,111.10	1,174,111.10
PARENTAL FEES	8,607.14	2,655.52	40,000.00	25,000.00	25,000.00
SB 80	0.00	0.00	0.00	0.00	0.00
HB 1451	25,117.76	13,729.49	40,000.00	75,000.00	75,000.00
ADOPTION GRANT		792.72	792.72	2,000.00	2,000.00
CHILD WELFARE DONATED FUNDS	4,471.16	1,699.16	4,000.00	6,000.00	6,000.00
TANF BLOCK GRANT:	264,080.51	226,637.18	329,792.72	357,812.88	357,812.88
SUB-TOTAL	**2,712,877.02**	**1,503,063.41**	**2,913,517.28**	**3,119,264.25**	**3,119,264.25**
OTHER SOURCES - CH SUPP/AFDC RETAINED COLL	20,853.67	11,091.37	15,300.00	15,200.00	15,200.00
CAFETERIA PLAN FORFEITURE	134.37	37.17	37.17	0.00	0.00
DELINQUENT PROPERTY TAX PENALTIES & INTEREST	862.62	0.58	1.00	1.00	1.00
SPECIFIC OWNERSHIP TAX	77,097.47	40,737.08	70,000.00	70,000.00	70,000.00
SUB-TOTAL LOCAL REVENUE	**77,960.09**	**40,737.66**	**70,001.00**	**70,001.00**	**70,001.00**
TOTAL ALL REVENUE OTHER THAN PROPERTY TAX	**2,811,825.15**	**1,554,929.61**	**2,998,855.45**	**3,204,465.25**	**3,204,465.25**

LOGAN COUNTY DEPARTMENT OF HUMAN SERVICES
BUDGET YEAR 2014
APPROPRIATION SUMMARY

	2012 EXPENDITURES	JAN-JUN 13 EXPENDITURES	2013 PROJECTED	2014 REQUESTED	APPROVED BY COMMISSIONERS
REGULAR ADMINISTRATION	608,745.45	327,210.82	669,684.94	713,970.09	713,970.09
*CO SHARE EBT BURIALS	0.00	0.00	300.00	300.00	300.00
MISC. ADMINISTRATION/PROGRAMS:					
TITLE XX TRAINING	8,489.81	9,435.56	10,000.00	10,000.00	10,000.00
LEAP ADMINISTRATION	29,961.15	13,020.01	22,196.58	27,695.00	27,695.00
LEAP OUTREACH ADMINISTRATION	4,973.04	1,695.89	4,834.00	4,834.00	4,834.00
OLD AGE PENSION ADMINISTRATION (RMS)	15,800.30	7,904.00	16,130.22	16,802.32	16,802.32
*AID TO NEEDY DISABLED COUNTY SHARE	12,224.31	4,235.06	10,000.00	14,000.00	14,000.00
*HOME CARE ALLOWANCE - AND COUNTY SHARE	380.00	142.50	375.00	500.00	500.00
*HOME CARE ALLOWANCE - SSI COUNTY SHARE	316.00	94.20	350.00	500.00	500.00
*HOME CARE ALLOWANCE - OAP COUNTY SHARE	832.70	396.05	1,100.00	1,300.00	1,300.00
GENERAL ASSISTANCE	0.00	750.00	10,000.00	10,000.00	10,000.00
EMPLOYMENT 1ST - ADM/CLIENT WARRANT ISSUE	52,655.39	27,044.21	58,353.48	56,330.76	56,330.76
EMPLOYMENT 1ST - COUNTY SHARE	15,381.69	12,567.73	16,180.00	16,180.00	16,180.00
EMPLOYMENT 1ST - ENHANCED FUNDING	7,606.24	2,551.76	7,000.00	20,000.00	20,000.00
IV-D ADMINISTRATION	332,139.14	177,468.97	356,004.71	369,331.81	369,331.81
CORE SERVICES	350,840.84	179,684.11	359,824.90	419,961.93	419,961.93
CHILD CARE BLOCK GRANT:					
CHILD CARE ADM/DIRECT	107,342.25	91,624.13	144,766.56	156,120.32	156,120.32
*CHILD CARE PROGRAM MAINTENANCE OF EFFORT	29,925.40	14,751.20	31,868.00	33,219.00	33,219.00
CHILD WELFARE BLOCK GRANT :					
ADMINISTRATION	1,336,266.17	713,355.10	1,375,939.54	1,414,313.63	1,414,314.63
*CHILD WELFARE PROGRAM COUNTY SHARE	221,050.39	106,620.18	220,000.00	244,200.00	244,200.00
PARENTAL FEES	8,607.14	2,655.52	40,000.00	25,000.00	25,000.00
SB 80	0.00	0.00	0.00	0.00	0.00
HB 1451	25,117.76	13,729.49	40,000.00	75,000.00	75,000.00
ADOPTION GRANT	0.00	792.72	792.72	2,000.00	2,000.00
CHILD WELFARE DONATED FUNDS	4,471.16	1,699.16	4,000.00	6,000.00	6,000.00
TANF BLOCK GRANT:					
TANF ADMINISTRATION	294,930.64	248,227.32			
TANF NCNM	4,562.56	1,027.21			
SUB TOTAL			103,885.26	422,654.88	422,654.88
*COLORADO WORKS PROGRAM COUNTY SHARE	52,740.13	13,745.29	40,000.00	55,000.00	55,000.00
TOTAL	**3,525,359.66**	**1,972,428.19**	**3,543,585.91**	**4,115,213.74**	**4,115,214.74**

* These program amounts represent county share only - EBT Programs paid through the State

12/5/2013		LODGING TAX FUND 10.465.46500	ACTUAL 2012	6 MO 2013 YTD	PROJECTED 2013	APPROVED 2013	REQUEST 2014	APPROVED 2014
FUND BALANCE, BEGINNING OF THE YR			119,857		131,798	55,372	84,098	84,098
	REVENUES							
REVENUES OTHER THAN PROPERTY TAXES								
		OTHER REVENUE:						
31122		OTHER INCOME	5,221		3,800	3,800	5,900	5,900
31123		LODGING TAX	89,653		56,000	56,000	60,000	60,000
TOTAL AVAIL REV OTHER THAN PROPERTY TAXES			94,874		59,800	59,800	65,900	65,900
		TOTAL AVAILABLE RESOURCES	214,731		191,598	115,172	149,998	149,998
	EXPENDITURES							
14100		MISC SPECIAL TOURISM PROJECTS	25,979	17,477	35,000	35,000	45,000	45,000
14103		LO CO TOURISM MANAGER'S SALARY	30,000	30,000	30,000	30,000	30,000	30,000
14104		LO CO WELCOME CENTER	5,275	2,716	8,000	8,000	9,000	9,000
14116		LO COUNTY FAIRBOARD	2,500		3,000	2,500	3,000	3,000
14117		PUBLICATIONS	15,629	11,491	10,000	10,000	20,000	20,000
14119		CERTIFIED DISTRIBUTIONS			2,500	2,500	7,500	7,500
14120		GOVENORS TOURISM CONF			1,500	1,500	1,500	1,500
14121		VOLUNTEER INCENTIVES	918	1,514	3,000	3,000	3,000	3,000
14122		MARKETING		1,960	10,000	10,000	15,000	15,000
14123		NE COLO TRAVEL REGION			2,500	2,500	2,500	2,500
14124		TOURIST CNTR DONATN FUNDS	2,632	2,955	2,000	2,000	3,600	3,600
20000		INFO CNTR/CAPITAL EXP						
93626		CONTINGENCY (FUND BALANCE)				8,172	9,898	9,898
		TOTAL EXPENDITURES	82,933	68,113	107,500	115,172	149,998	149,998
UNAPPROP FUND BALANCE, END OF YR			131,798		84,098			
NET TOT REV/DERIVED FROM PROPERTY TAXES								
CALCULATION OF MILL LEVY								
AMT TO BE DERIVED FROM CURRENT TAXES FOR BUDGET								
ADD: PROVISION FOR UNCOLLECTABLES								
TOTAL AMT PROPERTY TAX NEEDED								
ASSESSED VALUATION								
MILL LEVY REQUIRED TO PRODUCE NEEDED AMT								

12/5/2013		***CONTINGENT FUND 17.490.49000***	ACTUAL 2012			PROJECTED 2013	APPROVED 2013		**REQUEST 2014**	**APPROVED 2014**
		CONTINGENCY EXPENDITURES								
48524		UNFORESEEN CONTINGENCIES FROM					481,028		526,028	526,028
		PRIOR AND CURRENT YEAR								
		TRANSFER TO ROAD & BRIDGE								
56100		TREASURERS FEES								
		TOTAL EXPENDITURES					481,028		526,028	526,028
LESS REVENUES OTHER THAN PROPERTY TAXES										
		INTERGOVERNMENTAL REVENUE								
		OTHER REVENUE:								
		DELINQUENT TAXES								
		INTEREST AND PENALTIES								
		SPECIFIC OWNERSHIP TAX								
		TRANSFER FROM GENERAL FUND	26,028			45,000	26,028			
FUND BALANCE, BEGINNING OF THE YEAR			455,000			481,028	455,000		526,028	526,028
TOTAL AVAILABLE REV OTHER THAN PROPERTY TAXES			481,028			526,028	481,028		526,028	526,028
ADDTL REV REQUIRED TO BALANCE EXPENDITURES			(481,028)			(526,028)				
ADD: UNAPPROPRIATED FUND BALANCE, END OF YEAR			**481,028**			**526,028**				
NET TOTAL REV TO BE DERIVED FROM PROPERTY TAXES										
CALCULATION OF MILL LEVY										
AMT TO BE DERIVED FROM CURRENT TAXES FOR BUDGET										
ADD: PROVISION FO RUNCOLLECTABLES										
TOTAL AMOUNT PROPERTY TAX NEEDED										
ASSESSED VALUATION										
MILL LEVY REQUIRED TO PRODUCE NEEDED AMOUNT										
COMMENTS										
TOTAL OF CONTINGENT FUND IS SET ASIDE FOR EMERGENCY RESERVES										

12/5/2013		***TELEVISION TRANSLATOR 20.497.49700***	ACTUAL 2012	6 MO 2013 YTD	EST CURRENT YEAR 2013	APPROVED 2013	**REQUEST 2014**	**APPROVED 2014**
FUND BALANCE, BEGINNING OF THE YEAR			**255,744**		**135,807**	**129,038**	**96,396**	**96,396**
	PRIOR YEAR ADJUSTMENT							
	REVENUES							
NET TOTAL REV TO BE DERIVED FROM PROPERTY TAXES								
REVENUES OTHER THAN PROPERTY TAXES:								
		INTERGOVERNMENTAL REVENUE						
		OTHER REVENUE						
31200		SPECIFIC OWNERSHIP TAX						
31910		DELINQUENT TAXES-INT & PENALITIES	87		9	50		
39123		REFUNDS						
39122		INSURANCE CLAIMS						
39128		OTHER						
39130		DIGITAL CONVERSION GRANT	40,000					
		EARNINGS ON INVESTMENT						
TOTAL AVAIL REVENUES OTHER THAN PROPERTY TAX			40,087		9	50		
		TOTAL REVENUE	40,087		9	50		
		TOTAL AVAILABLE RESOURCES	**295,831**		**135,816**	**129,088**	**96,396**	**96,396**
	EXPENDITURES:							
12200		SUPPLIES & REPAIR	5,370	849	5,000	5,000	8,000	8,000
13100		PROFESSIONAL SERVICES	425	425	425	1,000	1,000	1,000
13210		TELEPHONE						
13400		ADVERTISING						
13610		PROPERTY LIABILITY INSURANCE	470	132	132	132	470	1,006
13700		UTILITIES	13,549	5,979	14,500	14,500	14,500	14,500
13830		MAINTENANCE CONTRACTS	17,037	8,518	17,037	17,037	17,037	17,037
14100		MISCELLANEOUS						
14200		DUES & MEETINGS (INCL TRAV)						
14250		LEASE PAYMENTS & INTEREST						
14252		TOWER LEASE	300	300	2,326	2,326	2,326	2,326
14253		TARIFF FOR TV SERVICE						
14325		EQUIPMENT REPLACEMENT RESERVE				50,000	50,000	50,000
14327		DIGITAL CONVERSION GRANT	42,496					
20000		CAPITAL OUTLAY	375					
		TOTAL OPERATING EXPENDITURES	**80,022**	**16,203**	**39,420**	**89,995**	**93,333**	**93,869**
56100		TREASURERS FEES	2			5		
56101		TAX CREDITS						
56114		TRANSFER TO GENERAL FUND	80,000					
		AUDIT ADJUSTMENT						
		OTHER EXPENDITURES	80,002			5		
		TOTAL EXPENDITURES	**160,024**	**16,203**	**39,420**	**90,000**	**93,333**	**93,869**
UNAPPROPRIATED FUND BALANCE, END OF YR			**135,807**		**96,396**	**39,088**	**3,063**	**2,527**
		CALCULATION OF MILL LEVY						
AMT TO BE DERIVED FROM CURRENT TAXES FOR BUDGET								
ADD: PROVISION FOR UNCOLLECTABLES								
TOTAL AMT PROPERTY TAX NEEDED								
NET ASSESSED VALUATION			256,303,620		261,317,060	261,317,060	267,415,740	260,054,690
MILL LEVY REQUIRED TO PRODUCE NEEDED AMOUNT								

E911 AUTHORITY	ACTUAL 2012	6 MO 2013 YTD	PROJECTED 2013	APPROVED 2013	REQUEST 2014	APPROVED 2014
FUND BALANCE, BEGINNING OF THE YR	**268,855**		**332,311**	**326,602**	**397,530**	**397,530**
REVENUES						
NET TOTAL REV/DERIVED FROM PROPERTY TAXES						
REVENUES OTHER THAN PROPERTY TAXES						
INTERGOVERNMENTAL REVENUE						
GRANT REVENUE						
SURCHARGE	172,704		176,146	180,000	178,000	178,000
EARNINGS ON INVESTMENTS	310					
MISCELLANEOUS/SALE OF GIS DATA						
COLO TRUST E911 Y2K GRANT						
TOTAL AVAIL REV OTHER THAN PROPERTY TAXES	173,014		176,146	180,000	178,000	178,000
TOTAL RESOURCES AVAILABLE	441,869		508,457	506,602	575,530	575,530
EXPENDITURES						
OFFICE SUPPLIES			200	250	250	250
PROFESSIONAL SERVICES	425			5,000	5,000	5,000
LOGAN COUNTY ASSR GIS PROJECT	32,933		32,933	33,000	8,000	8,000
TRAVEL & TRANSPORTATION	667		350	2,000	2,000	2,000
INSURANCE FOR BD MEMBERS	1,638		1,608	1,850	1,850	1,850
EQUIPMENT & FIXTURE REPAIR	1,753			15,000	15,000	15,000
DUES & MEETINGS				1,000	1,000	1,000
INTRADO MONTHLY REOCCURING			2,098	3,400	3,400	3,400
INTRADO ETN (EMG TEL NOTIF SYST)	2,208		20	5,000	5,000	5,000
MISCELLANEOUS/BANK FEES			115	150	150	150
AUDIT			425	500	500	500
TELEPHONE SERVICES	10,643		9,870	15,000	15,000	15,000
CAPITAL OUTLAY	460			10,000	10,000	10,000
EM ADMINSTRATION SERVICES	13,905		49,632	15,000	15,000	15,000
E911 SHARE OF DISPATCH CENTER	44,926			55,000	55,000	55,000
TECH SUPPORT/COMP SERVICES				10,000	10,000	10,000
CONTINGENCY			13,676	334,452	428,380	428,380
TOTAL EXPENDITURES	109,558		110,927	506,602	575,530	575,530
UNAPPROPRIATED FUND BALANCE, END OF YR	**332,311**		**397,530**			
CALCULATION OF MILL LEVY						
AMT DERIVED FROM CURRENT TAXES FOR BUDGET						
ADD: PROVISION FOR UNCOLLECTABLES						
TOTAL AMOUNT PROPERTY TAX NEEDED						
ASSESSED VALUATION						
MILL LEVY REQUIRED TO PRODUCE NEEDED AMOUNT						
DESCRIPTION OF 2014 CAPITAL OUTLAY REQUEST						
No significant projects are planned in 2014			10,000			
		TOTAL	10,000			

12/5/2013		***LOGAN COUNTY JUSTICE CENTER FUND 22.700.70000***	ACTUAL 2012	6 MO 2013 YTD	PROJECTED 2013	APPROVED 2013	**REQUEST 2014**	**APPROVED 2014**
FUND BALANCE, BEGINNING OF THE YEAR			**2,234,127**		**2,648,143**	**2,522,626**	**2,848,508**	**2,848,508**
NET TOTAL REV/DERIVED FROM PROP TAXES								
REVENUES OTHER THAN PROPERTY TAXES								
310-TAXES								
31301		SALES TAX	1,426,719	586,575	1,400,000	1,200,000	1,300,000	1,350,000
31302		USE TAX	415,626	142,827	200,000	30,000	30,000	200,000
360-MISCELLANEOUS RECEIPTS								
31121		INTEREST EARNINGS	5,934	2,107	4,000			
36422		REIMB OF EXPENSES		40,600	40,600			
		PROCEEDS FROM COP						
		AUDIT ADJUSTMENT						
TOTAL AVAIL REV OTHER THAN PROPERTY TAXES			1,848,279	772,109	1,644,600	1,230,000	1,330,000	1,550,000
		TOTAL RESOURCES AVAILABLE	4,082,406	772,109	4,292,743	3,752,626	4,178,508	4,398,508
		EXPENDITURES:						
12114		CONSTRUCTION						
13100		PROFESSIONAL SERVICES/AUDIT	425		425	425	425	425
13400		ADVERTISING & LEGAL NOTICES						
		LAND ACQUISITION						
		ARCHITECT						
13940		INTEREST PAYMENT	398,466		378,750	378,750	358,150	358,150
14100		MISCELLANEOUS	42		60	100	65	65
20000		CAPITAL OUTLAY						
56100		TREASURERS FEES	36,830		35,000	35,000	35,000	35,000
93000		DEPRECIATION EXPENSE						
93627		DEBT SERVICE(PRINCIPAL)	995,000		1,030,000	1,030,000	1,070,000	1,070,000
93626		CONTINGENCY RESERVE (FUND BAL)	3,500			2,308,351		
		TOTAL EXPENDITURES	1,434,263		1,444,235	3,752,626	1,463,640	1,463,640
		UNAPPROPRIATED FUND BALANCE END OF YR	**2,648,143**		**2,848,508**		**2,714,868**	**2,934,868**
		DEBT SERVICE HELD BY TRUSTEE	1,278,171		1,278,170		1,278,170	1,278,170
22.115.11500		ACCOUNTS RECEIVABLE	240,928					
22.201.20200		ACCOUNTS PAYABLE						
22.104.10400		INTEREST INVESTMENT ACCT	(16)					
22.101.10100		CASH WITH TREASURER YEAR END	1,129,060		1,570,338			

12/31/2013		***CAPITAL EXPENDITURE FUND 23.498.49800***	ACTUAL 2012	6 MO 2013 YTD	PROJECTED 2013	APPROVED 2013	**REQUEST 2014**	**APPROVED 2014**
FUND BALANCE, BEGINNING OF THE YEAR			**606,439**		**498,408**	**211,244**	**392,832**	**392,832**
Prior Period Adjustment by Audit								
	REVENUES							
NET TOTAL REV/DERIVED FROM PROP TAXES			607,787		261,056	261,317		520,109
REVENUES OTHER THAN PROPERTY TAXES								
23.330	**INTERGOVERNMENTAL REVENUE**							
33477		COURT SECURITY GRANT	(1,000)					
33480		CHS GRANT/PHASE V 2012-01-064	183,834		197,468	213,055		
33581		GOCO GRANT/PAVILION & STALLS	90,873		90,872	90,872		
33583		LC AMBULANCE STATE GRANT						60,000
33582		CENTENNIAL MENTAL HLTH GRANT	324,641		320,187	170,187	320,187	320,187
23.310 - 23.360	**OTHER REVENUE**							
31121		INTEREST EARNINGS	1,796		1,800			
31200		SPECIFIC OWNERSHIP TAX	61,450		27,000	23,000		50,000
31910		DELINQUENT TAXES-PENALTIES INT	388		25			
39128		OTHER	100					
39147		BALLPARK SEWER TAP FEES	987		500	500	500	500
39153		REIMBURSEMENT OF EXPENDITURES -	74,808			64,810		
		CONSV TRUST MONIES/REFUND HORSE STALLS			64,252			
		LC FAIRBOARD - REIMBURSE PAVILION EXP			12,000		12,000	12,000
	TOTAL AVAIL REV OTHER THAN PROPERTY TAXES		737,877		714,104	562,424	332,687	442,687
		TOTAL REVENUE	1,345,664		975,160	823,741	332,687	962,796
		TOTAL AVAILABLE RESOURCES	1,952,103		1,473,568	1,034,985	725,519	1,355,628
	EXPENDITURES							
56100		TREASURERS FEES	12,163		5,500	5,500		16,000
93650		COURTHOUSE RENOVATION	707,054		473,900	254,945		
93653		GOCO/PAVILION & STALLS	237,263		74,746	100,000		
93664		CH PROJ LEASE PAYMENT (ENDS 2013)	145,272					
93665		CSB/EMERGENCY STORM SHELTER	1,727					
93668		COURT SECURITY GRANT						
93669		FAIRGROUNDS/BEER GARDEN			55,978			
93671		BALLPARK SEWER LINE				50,000	50,000	50,000
93672		100 ACRE INDUSTRIAL PARK	31,056					
93679		LOGAN COUNTY SHOOTING RANGE			150,000			
93680		CENTENNIAL MENTAL HEALTH GRANT	318,735		320,187	170,817	320,187	320,187
93681		LC AMBULANCE EQUIPMENT						170,000
93682		LC AMBULANCE EQUIPMENT RESERVE						85,000
93683		VEHICLE RESERVE - EXTENSION OFFICE						25,000
93684		RESERVE FOR ELECTION EQUIPMENT						32,000
93685		FIN/(3) COMPUTERS					3,410	3,410
93685		FIN/(4) 24" MONITORS					836	836
93685		FIN/(3) MS OFFICE SOFTWARE PACKAGES					1,197	1,197
93686		CLK/WHEEL WRITER 1000 TYPEWRITER					1,000	1,000
93687		ASSR/(4) COMPUTERS					4,000	4,000
93687		ASSR/(4) MS OFFICE SOFTWARE PACKAGES					1,200	1,200
93688		TREA/LATERAL FILE CABINETS (3)					2,000	2,000
93688		TREA/DESK (1)					1,300	1,300
93689		JC/KITCHEN STEAMER						11,000
93691		SHRF/ALLOWED TO PURCHASE COMPUTERS, RIFLES, HELMUTS, VESTS, EARPIECES, DUTY LEATHER SETS						15,000
93692		SHRF/LEASE PURCH 2012/PYMT 3 0F 3, 4 VEHICLES					46,500	46,500
93693		SHRF/LEASE PURCH 2013/PYMT 2 OF 3, 4 VEHICLES					46,500	46,500
93694		SHRF/TELEPHONE LEASE/PYMT 3 OF 3					19,797	19,797
93695		SHRF/LEASE PURCH 2014/PYMT 1 OF 3					65,000	46,500
93700		SW/ 3/4 TON PU						25,000
93700		SW/CREDIT CARD MACHINE						1,840
93700		SW/METAL BANDSAW						1,000
93700		SW/2-WAY RADIOS						4,400
93701		SOLID WASTE SCALE HOUSE				80,000		120,000
93626		RESERVE FOR CONTINGENCY	425		425	373,723		
93800		***MISCELLANEOUS***					20,000	20,000
		TOTAL EXPENDITURES	1,453,695		1,080,736	1,034,985	582,927	1,070,667
UNAPPROPRIATED FUND BALANCE, END OF YR			**498,408**		**392,832**		**142,592**	**284,961**
	CALCULATION MILL LEVY							
AMT DERIVED FROM CURRENT TAXES FOR BUDGET			607,787		261,056	261,317		520,109
ADD:PROVISION FOR UNCOLLECTABLES			(860)		261			
TOTAL AMOUNT PROPERTY TAX NEEDED			606,927		261,317	261,317		520,109
NET ASSESSED VALUATION			256,303,620		261,317,060	261,317,060	267,415,740	260,054,690
MILL LEVY REQUIRED			2.368		1.000	1.000		2.000

LOGAN COUNTY SOLID WASTE DISPOSAL SITE AND FACILITY FUND
C/O BOARD OF LOGAN COUNTY COMMISSIONERS
STERLING COLORADO
BUDGET FY 2014

12/5/2013

ACCT NO 25	PROPERTY TAX REQUIREMENT	ACTL PRIOR YR 2012 COL.1	PROJECTED 2013 COL.2	REQUEST 2014 COL.3	APPROVED 2014 COL.4
	FUND BALANCE, BEGINNING OF THE YR	**1,274,161**	**1,168,378**	**617,801**	**617,801**
	NET TOTAL REVENUE TO BE DERIVED FROM PROPERTY TAXES			401,124	65,014
REVENUE OTHER THAN CURRENT PROPERTY TAX					
	INTERGOVERNMENTAL REVENUE				
	OTHER REVENUE:				
31200	SPECIFIC OWNERSHIP TAX			35,000	6,000
31910	DELINQUENT TAXES-PENALTIES-INTEREST	227			
34008	LANDFILL DISPOSAL FEES	559,174	440,000	320,000	350,000
39110	SALE OF ASSETS		700		
39122	INSURANCE CLAIMS				
39124	DIVIDENDS-CORA FORFEITURE				
39128	OTHER/REFUNDS	20	825		
39136	CDL TESTING REVENUE	23,730			
39137	RECYCLING REVENUE	16,088	11,800		
39139	E-WASTE RECYCLING REVENUE		500		
39138	CLOSURE COST SURCHARGE	29,312	25,000	18,000	18,000
39404	TRANSFER FROM GENERAL FUND				
	PROCEEDS FROM CAPITAL LEASE				
	TOTAL AVAILABLE REVENUE OTHER THAN PROPERTY TAXES	628,551	478,825	373,000	374,000
	TOTAL REVENUE	628,551	478,825	774,124	439,014
	TOTAL AVAILABLE RESOURCES	1,902,712	1,647,203	1,391,925	1,056,815
	TOTAL EXPENDITURES	**734,334**	**1,029,402**	**1,091,972**	**926,368**
	UNAPPROPRIATED FUND BALANCE END OF YR	**1,168,378**	**617,801**	**299,953**	**130,447**
CALCULATION OF MILL LEVY					
	AMOUNT TO BE DERIVED FROM CURRENT TAXES FOR BUDGET			401,124	65,014
	ADD:PROVISION FOR UNCOLLECTABLES				
	TOTAL AMOUNT PROPERTY TAX NEEDED			401,124	65,014
	NET ASSESSED VALUATION	256,303,620	261,317,060	267,415,740	260,054,690
	AMOUNT	0.000	0.000	1.500	0.250

12/5/2013		***LOGAN COUNTY SOLID WASTE DISPOSAL SITE FUND 25.432.43240***	ACTUAL 2012	6 MO 2013 YTD	PROJECTED 2013	APPROVED 2013	**REQUEST 2014**	**APPROVED 2014**	
	67	LIFE INS 2014							
	6372	HEALTH INS 2014							
	6	# OF EMPLOYEES							
11200	4	FULL TIME SALARIES	118,094	57,887	127,000	131,737	128,429	130,787	
11300	2	PART TIME SALARIES	32,919	14,839	30,000	31,571	31,144	31,767	
11301		CDL TESTING SALARY	19,800						
11400		TEMPORARY & OVERTIME	42	96	120	1,000	1,000	1,000	
		SUBTOTAL SALARIES	170,855	72,822	157,120	164,308	160,573	163,554	
11500		SICK LEAVE PD OVER 400 HRS							*
		TOTAL SALARIES	170,855	72,822	157,120	164,308	160,573	163,554	
11610		SOCIAL SECURITY	9,919	4,171	9,427	10,187	9,956	10,140	*
11611		MEDICARE TAX	2,320	975	2,121	2,382	2,328	2,372	*
11620		WORKMANS COMPENSATION	15,350	11,480	11,480	11,480	11,480	9,747	*
11630		RETIREMENT	5,002	1,948	6,280	6,532	6,383	6,502	*
11631		HEALTH INSURANCE	21,515	11,761	29,712	29,712	32,496	25,488	*
11632		LIFE INSURANCE	195	96	210	268	268	268	*
11633		ST/LT DISABILITY	624	329	700	744	725	738	
13611		UNEMPLOYMENT INSURANCE	480	202	471	493	482	491	*
49546		CAFETERIA PLAN EXPENSE	282	141	282	282	282	282	
		TOTAL PERSONNEL EXPENSE	**226,542**	**103,925**	**217,803**	**226,388**	**224,973**	**219,582**	
12100		OFFICE SUPPLIES	1,456	1,443	3,000	1,100	3,150	3,150	
12200		OPERATING SUPPLIES	17,212	4,068	9,000	12,000	20,500	13,000	
12280		GAS-OIL-ANTIFREEZE	64,070	25,280	60,000	70,000	70,000	60,000	
12310		SOLID WASTE DISPOSAL FEE	33,103	11,802	35,000	35,000	35,000	35,000	
13100		PROFESSIONAL SERVICES	21,331	8,890	40,000	40,000	50,000	40,000	
13210		TELEPHONE	3,040	1,685	3,370	3,200	3,400	3,400	
13220		POSTAGE	1,050	1,621	1,850	1,100	2,000	2,000	
13400		ADVERTISING & LEGAL NOTICES	289	162	520	500	500	500	
13610		PROPERTY LIABILITY INSURANCE	4,614	5,209	5,209	5,209	5,209	5,136	
13700		UTILITIES	9,462	7,687	12,000	12,000	15,000	15,000	
13810		REPAIR & MAINT(BUILDING)	664	525	3,500	3,500	4,000	4,000	
13814		MAINTENANCE AT LANDFILL	3,370	246	12,000	20,000	20,000	15,000	
13815		TIRE RECYCLE	4,772		6,000	6,000	6,000	6,000	
13816		SPRAYING	50		500	1,000	1,000	1,000	
13817		E-WASTE RECYLING		461	3,000	3,000	4,000	4,000	
13820		REPAIR & MAINT/EQUIPMENT	25,043	6,496	40,000	50,000	50,000	50,000	
13830		MAINTENANCE CONTRACTS	124	1,059	2,000	400	2,000	2,000	
13920		EQUIP & FIXTURE RENTAL	90	234	750		1,000	1,000	
14100		MISCELLANEOUS	375			850	1,000	1,000	
14101		CDL EXPENSE	412						
14118		PERMITS	458	437	500	500	500	500	
14200		MEMBERSHIP & DUES	393	399	600	500	500	500	
14204		MEETING EXPENSE	69			1,000	1,000	1,000	
14317		WELL TESTING	1,522	1,362	2,800	4,000	4,000	4,000	
14324		MONITOR WELL					2,000	2,000	
14700		STAFF TRAINING	1,027	147	4,000	5,000	5,000	5,000	
20000		CAPITAL OUTLAY	12,074	469	300,000	322,000	187,240		
		TOTAL OPERATING EXPENSE	**206,070**	**79,682**	**545,599**	**597,859**	**493,999**	**274,186**	
14325		EQUIPMENT REPLACEMENT RESERVE					40,000	100,000	
48524		NEW CELL DEVELOPMENT	301,093				50,000	50,000	
56100		TREASURERS FEES	4			50	12,000	5,000	
56130		FINANCIAL ASSURANCE	625		1,000	1,000	1,000	1,000	
56147		INSURANCE RESERVE						6,600	
93626		RESERVE FOR CONTINGENCY							
56135		CLOSURE COSTS RESERVE			265,000	260,000	270,000	270,000	
		AUDIT ADJUSTMENT							
		TOTAL OTHER EXPENSE	**301,722**		**266,000**	**261,050**	**373,000**	**432,600**	
	SOLID WASTE DISPOSAL EXPENDITURES		**734,334**	**183,607**	**1,029,402**	**1,085,297**	**1,091,972**	**926,368**	*

CAPITAL OUTLAY - FUNDED IN CAPITAL EXPENDITURE FUND		PRIORITY RANK		**2014 (REQ)**	**2014 (APP)**
1	Scale House	1		120,000	120,000
2	Paving around scale house	2		35,000	
3	3/4 ton pickup	3		25,000	25,000
4	Credit card machine	4		1,840	1,840
5	Metal bandsaw	5		1,000	1,000
6	2-way radios	6		4,400	4,400
			TOTAL	187,240	152,240

12/5/2013		***CONSERVATION TRUST FUND 27.452.45211***	ACTUAL 2012	6 MO 2013 YTD	PROJECTED 2013	APPROVED 2013	**REQUEST 2014**	**APPROVED 2014**
		FUND BALANCE, BEGINNING OF THE YEAR	**93,889**		**58,109**	**51,318**	**27,359**	**27,359**
NET TOTAL REV TO BE DERIVED FROM PROP TAXES								
		REVENUES						
LESS REVENUES OTHER THAN PROPERTY TAXES:								
		INTERGOVERNMENTAL REVENUE						
33580		LOTTERY	66,433	34,822	69,000	55,000	60,000	60,000
33581		GO CO GRANT						
	OTHER REVENUE:							
		INTEREST AND PENALTIES						
		SPECIFIC OWNERSHIP TAX						
31121		INTEREST EARNINGS	86	33	60			
39128		OTHER						
		TOTAL AVAIL REV OTHER THAN PROP TAXES	66,519	34,855	69,060	55,000	60,000	60,000
		TOTAL AVAILABLE SOURCES	160,408	34,855	127,169	106,318	87,359	87,359
		EXPENDITURES						
93610		IMPROVEMENTS IN FAIRGROUNDS	31,591	27,119	39,000	38,730	83,750	74,545
93612		GOCO GRANT - IMPROVEMENTS	70,708		60,810	64,810		
93611		PARKS						
93626		RESERVE FOR CONTINGENCY				2,778		12,814
		TOTAL EXPENDITURES	102,299	27,119	99,810	106,318	83,750	87,359
		UNAPPROPRIATED FUND BALANCE, END OF YR	**58,109**		**27,359**		**3,609**	
CALCULATION OF MILL LEVY								
AMT TO BE DERIVED FROM CURRENT TAXES FOR BUDGET								
TOTAL AMOUNT PROPERTY TAX NEEDED								
ASSESSED VALUATION								
MILL LEVY REQUIRED TO PRODUCE NEEDED AMOUNT								
		DESCRIPTION FOR IMPROVEMENTS IN FAIRGROUNDS		**2014 (REQ)**	**2014**			
	1	New sidewalk entrance/south end		22,000	22,000			
	2	Change fire hydrant by Beer Garden		15,000	15,000			
	3	Add dirt around track chainlink fence		5,500	5,500			
	4	Paint/entire cattle pavilion ceilings		27,650	13,825			
	5	Misc		5,000	8,000			
	6	Asphalt repairs to Parking lot			1,500			
	7	3 walk in doors/N side Exhibit Center			4,200			
	8	Flashing Insultion/ceiling Exhibit Center			2,520			
	9	Over head door repairs			2,000			
			TOTAL	75,150	74,545			

12/5/2013	LOGAN COUNTY EMS - AMBULANCE SERVICE 29.472.47211	ACTUAL 2012	6 MO 2013 YTD	PROJECTED 2013	APPROVED 2013	REQUEST 2014	APPROVED 2014
	FUND BALANCE, BEGINNING OF THE YEAR	**234,265**		**290,417**	**142,594**	**222,172**	**222,172**
NET TOTAL REV TO BE DERIVED FROM PROP TAXES							
	REVENUES						
LESS REVENUES OTHER THAN PROPERTY TAXES:							
	INTERGOVERNMENTAL						
33052	STATE GRANTS (SUBJECT TO GRANT AWARD)						
33053	STATE EMS GRANT	33,821				60,000	
	CHARGES AND SERVICE						
32225	AMBULANCE FEES	728,464	362,405	700,000	660,000	700,000	700,000
34180	CHARGES FOR SERVICES (STAND BY)	1,419			1,000		
	TRANSFERS FROM OTHER FUNDS						
37000	TRANSFER FROM GF				200,000		
	OTHER FINANCING SERVICES						
39128	OTHER						
	TOTAL AVAIL REV OTHER THAN PROP TAXES	763,704	362,405	700,000	861,000	760,000	700,000
	TOTAL AVAILABLE SOURCES	997,969	362,405	990,417	1,003,594	982,172	922,172
	EXPENDITURES						
11200	EMS FIREFIGHTER SALARY (6 FTE)	228,495	105,575	212,633	212,633	215,956	215,956
11201	MEDICAL DIRECTOR	5,000	2,500	5,000	5,000	8,000	5,000
11400	OVERTIME	88,726	39,814	85,215	85,215	85,215	85,215
11610	SOCIAL SECURITY	6,533	4,242	10,176	10,176	10,224	10,224
11620	WORKERS COMPENSATION	16,701	8,604	24,205	24,205	20,136	20,136
11630	RETIREMENT	25,176	11,195	22,539	22,539	22,891	22,891
11631	HEALTH INSURANCE	35,829	20,842	58,320	58,320	73,488	73,488
11633	ST/LT DISABILITY	1,610	1,219	3,001	3,001	3,048	3,048
11634	ON-CALL STATUS	39,499	17,984	52,560	52,560	52,560	52,560
11635	TRANSPORTS	14,547	19,882	30,000	24,000	30,000	30,000
12200	OPERATING SUPPLIES	13,710	7,902	16,000	15,000	18,000	16,000
12204	MEDICAL SUPPLIES	24,901	18,255	30,000	22,000	30,000	27,000
12205	PROTECTIVE CLOTHING & EQUIPMENT	11,202		1,647	2,000	2,000	2,000
12280	VEHICLE FUEL, OIL & FLUIDS	17,581	10,781	22,000	17,000	22,000	22,000
13100	PROFESSIONAL SERVICES	54,105	29,927	60,000	55,000	60,000	60,000
13300	TRAVEL/MILEAGE	14			2,000	2,000	2,000
13610	INSURANCE/PROP & LIAB,E&O	10	58	208	208	208	1,287
13612	VEHICLE INSURANCE	6,629	3,391	7,000	7,000	7,000	7,000
13700	UTILITIES	2,749	1,757	3,300	3,300	3,300	3,300
13800	VEHICLE REPAIRS & MAINTENANCE	12,255	13,101	28,000	15,000	17,000	17,000
13810	REPAIR/MAINT FACILITY			1,000	1,000	1,000	1,000
13830	MAINTENANCE/SERVICE AGREEMENTS	1,395	6,781	8,176	6,781	9,000	8,395
14100	MISCELLANEOUS	29	33	100	100	100	100
14200	MEMBERSHIP & DUES	775		500	500	500	500
14204	MEETING EXPENSES	5,801	490	5,000	5,000	5,000	3,000
14318	AMBULANCE SERV DISPATCHING/CITY	32,169	16,120	32,240	32,240	30,831	30,831
14319	ADMINISTRATIVE FEE	6,707	1,761	25,000	25,000	50,000	25,000
14610	UNIFORMS FOR FT FIREFIGHTERS	3,460	8,019	7,000	7,000	7,000	7,000
14615	UNIFORMS FOR PT EMS ONLY	369		5,000	5,000	5,000	5,000
14700	TRAINING & RECERTIFICATION	15,637	3,097	11,000	11,000	16,000	26,000
14720	PHYSICAL EXAMS & JOB-RELATED INOCULATIONS			1,000	1,000	1,000	1,000
20000	CAPITAL OUTLAY (SUBJECT TO GRANT AWARD)	35,513				170,000	
49539	AUDITING & BUDGETING	425	425	425	425	425	425
	TOTAL OPERATING EXPENSE	707,552	353,755	768,245	731,203	978,882	784,356
14325	EQUIPMENT RESERVE				150,000		
93626	CONTINGENCY RESERVE				10,000		
	TOTAL EXPENDITURES	707,552	353,755	768,245	891,203	978,882	784,356
	UNAPPROPRIATED FUND BALANCE, END OF YR	**290,417**		**222,172**	**112,391**	**3,290**	**137,816**

EQUIPMENT AND EQUIPMENT RESERVE FUNDED	2014 (REQ)	2014 (APP)
IN THE CAPITAL EXPENDITURE FUND		
AMBULANCE	150,000	150,000
HEART MONITORS	20,000	20,000
TOTAL	170,000	170,000

LOGAN COUNTY, COLORADO
FAIR FUND SUMMARY
INCLUDES FAIR BOARD, EXTENSION, PRCA RODEO, AND 4-H RODEO

12/5/2013	ACTUAL 2012	PROJECTED 2013	APPROVED 2013	REQUEST 2014	APPROVED 2014
FUND BALANCE - BEGINNING	50,722	44,930	49,540	28,435	28,435
prior yr cks voided/forfeited	150	135			
Ext Fair transf balance to GF		(2,119)			
Adjusted fund balance	50,872	42,946	49,540	28,435	28,435
REVENUES:					
NIGHT SHOW	166,004	205,006	122,400	155,350	155,350
DEMOLITION DERBY	48,105	41,520	48,000	48,000	48,000
BULL RIDING	42,997	45,791	41,000	43,500	43,500
MUTTIN BUSTIN					
RENTALS	29,601	29,901	33,840	38,940	38,940
RODEO QUEENS	5,091	3,934	2,000	5,000	5,000
JR RODEO	700	595	770	700	700
RODEO DANCE	200	925	1,500	1,000	1,000
PARADE		117	250	100	100
SPONSORSHIPS	36,650	6,400	36,600	9,600	9,600
CARNIVAL	32,415	34,175	30,000	32,000	32,000
BEER GARDEN	9,250	12,000	9,500	12,000	12,000
OTHER FEES & CHARGES	2,548	3,008	2,500	2,563	2,563
EXHIBITS	5,769				
PRCA RODEO	22,221	51,375	23,100	53,100	53,100
LC ROPING/BARRELS /MISC	8,660	12,515	13,900	12,890	12,890
TRANSFER GF TO EXT FUND	20,000				
TOTAL REVENUES	430,211	447,262	365,360	414,743	414,743
EXPENDITURES:					
NIGHT SHOW	149,098	169,276	142,715	143,065	143,065
DEMOLITION DERBY	21,800	21,800	22,000	22,000	22,000
BULL RIDING	33,956	44,779	30,000	40,000	40,000
MUTTIN BUSTIN			400		
RENTALS & FOOD BOOTH CONC	3,709	3,356	2,800	4,000	4,000
RODEO QUEENS	7,269	5,363	6,000	6,750	6,750
JR RODEO	95	1,052	445	895	895
RODEO DANCE	400	2,000	700	1,000	1,000
PARADE	931	1,137	950	950	950
SUPPLIES	2,997	3,262	3,200	3,450	3,450
FAIRBOARD EXPENSES	10,957	9,987	9,737	9,437	9,437
PRINTING & ADVERTISING	36,543	34,857	27,300	30,850	30,850
CONTRACTED SERVICES	46,461	49,681	43,510	46,281	49,255
UTILITIES	9,692	10,042	9,500	9,600	9,600
LIVESTOCK BUDGET	592	511	1,300	680	680
MISCELLANEOUS	17,553	20,658	11,900	11,950	11,950
IMPROVEMENTS	8,789	10,069	15,500	6,300	6,300
EXHIBITS	26,836				
PRCA RODEO	49,105	50,487	47,835	50,800	50,800
LC ROPING/BARRELS /MISC PROJ	9,220	11,456	13,800	12,068	12,068
GF TRANSFER/BEER GARDEN		12,000		12,000	12,000
RESERVE FOR CONTINGENCY			25,308		
TOTAL EXPENDITURES	436,003	461,773	414,900	412,076	415,050
prior yr cks reissued	(150)				
FUND BALANCE END OF YEAR	44,930	28,435		31,102	28,128

**FUND BALANCE FOR YEAR 2014 IS BUDGETED IN CONTINGENCY. IF AN EMERGENCY ARISES, MONIES CAN BE TAKEN FROM THIS LINE.

LC FB & PRCA beginning checking balance	47,686	42,811			
LC FB & PRCA beginning cd balance					
LC Ext Fair Fund beginning checking balance	3,186				
Total	50,872	42,811			
LC FB & PRCA ending checking balance	42,811				
LC FB & PRCA ending cd balance					
LC Ext Fair Fund ending checking balance	2,119				
Total	44,930				

12/5/2013		ACTUAL 2012			PROJECTED 2013	APPROVED 2013		REQUEST 2014	APPROVED 2014
	LOGAN COUNTY FAIRBOARD								
NIGHT SHOW									
	REVENUE								
	ADMISSION FEES	165,420			193,200	122,050		145,000	145,000
	CONCESSIONS - T-SHIRTS ETC	574			1,744	350		350	350
	NIGHT SHOW SPONSOR				10,000			10,000	10,000
	SERVICE FEE	10			62				
	Total Revenue	166,004			205,006	122,400		155,350	155,350
	EXPENSES -								
	NIGHT SHOW	122,425			141,593	115,000		115,000	115,000
	SOUND, LIGHTS & STAGE	14,494			15,540	15,540		15,540	15,540
	STAGE HANDS	5,776			6,505	6,000		6,500	6,500
	INSURANCE/NIGHT SHOW	3,365			2,615	3,000		3,000	3,000
	MEALS & LODGING	2,113			2,083	2,300		2,100	2,100
	ELECTRICAL	925			940	875		925	925
	Total Expense	149,098			169,276	142,715		143,065	143,065
DEMOLION DERBY									
	REVENUE								
	ADMISSION FEES	40,715			36,400	40,000		40,000	40,000
	DEMOLITION DERBY ENTRY FEES	7,390			5,120	8,000		8,000	8,000
	Total Demolition Derby Revenue	48,105			41,520	48,000		48,000	48,000
	EXPENSES								
	DEMOLITION DERBY	21,800			21,800	22,000		22,000	22,000
BULL RIDING									
	REVENUE								
	ADMISSION FEES	25,897			26,456	24,000		25,000	25,000
	BULL RIDING SPONSOR	17,100			19,335	17,000		18,500	18,500
	Total Bull Riding Revenue	42,997			45,791	41,000		43,500	43,500
	EXPENSES								
	BULL RIDING CONTRACT	33,956			44,779	30,000		40,000	40,000
MUTTON BUSTIN									
	SPONSORS (Revenue)								
	MUTTON BUSTIN EXP (tues night)					400			
RENTALS & FOOD BOOTH CONCESSIONS									
	REVENUE								
	BOOTH SPACE	14,571			15,695	20,000		24,000	24,000
	RV CAMPING SPACE	7,765			6,615	7,700		7,700	7,700
	BOOTH SPACE/PD IN ADV FOR NEXT Y	640			490	640		640	640
	CONCESSIONS - FOOD BOOTHS	6,625			7,101	5,500		6,600	6,600
	Total Rentals	29,601			29,901	33,840		38,940	38,940
	EXPENSES								
	BOOTH SPACE/DAMAGE DPST REFND	1,700			2,000	1,800		2,000	2,000
	UTILITIES/ELECT FOR CAMPING SPOT	2,009			1,356	1,000		2,000	2,000
	Total Rental Expense	3,709			3,356	2,800		4,000	4,000
RODEO QUEENS									
	REVENUE								
	QUEEN FUND RAISING	5,091			3,934	2,000		3,500	3,500
	SADDLE REVENUE (RAFFLE)							1,500	1,500
	Total Queen Revenue	5,091			3,934	2,000		5,000	5,000
	EXPENSE								
	RODEO QUEEN	5,228			3,353	4,500		4,500	4,500
	RODEO QUEEN SADDLE	2,041			2,010	1,500		2,250	2,250
	Total Queen Expense	7,269			5,363	6,000		6,750	6,750
JUNIOR RODEO									
	REVENUE								
	JR RODEO ENTRY FEES	700			595	770		700	700
	EXPENSE								
	HAY & FEED 4-H/MISC EXP							100	100
	MISC EXPENSE	95				95		95	95

12/5/2013	ACTUAL 2012	PROJECTED 2013	APPROVED 2013	REQUEST 2014	APPROVED 2014
STOCK CHARGES & FREIGHT 4-H		1,052	350	700	700
Total Jr Rodeo expense	95	1,052	445	895	895
PARADE					
REVENUE					
PARADE REVENUE - LATE FEES		117	250	100	100
EXPENSE					
PARADE EXPENSE	931	1,137	950	950	950
FAIR RODEO DANCE					
REVENUE					
FAIR & RODEO DANCE	200	925	1,500	1,000	1,000
EXPENSE					
RODEO DANCE	400	2,000	700	1,000	1,000
SPONSORSHIPS					
REVENUE					
CORPORATE SPONSORS	36,050	5,800	36,000	9,000	9,000
4-H/FFA BUCKLE SPONSOR					
NIGHT SHOW & RDEO TICKET SPONS	600	600	600	600	600
ADVERTISING/SPONSORS					
OTHER					
Total Sponsorship	36,650	6,400	36,600	9,600	9,600
OTHER REVENUE & FEES					
CARNIVAL	32,415	34,175	30,000	32,000	32,000
BEER SALES	9,250	12,000	9,500	12,000	12,000
INTEREST EARNED	48	8		63	63
LODGING TAX BOARD	2,500	3,000	2,500	2,500	2,500
PAYMENT FROM RAIN INSURANCE					
Total Other Fees & Chgs Revenue	44,213	49,183	42,000	46,563	46,563
TRANSFER FROM GENERAL FUND					
FAIR BOARD EXPENDITURES					
SUPPLIES					
SUPERINTENDENT BARBECUE	1,354	1,302	1,550	1,550	1,550
POSTAGE	1,014	1,005	850	950	950
SUPPLIES	629	955	800	950	950
Total Supplies	2,997	3,262	3,200	3,450	3,450
FAIR BOARD EXPENSES					
MEETINGS & SEMINARS	2,100	1,300	1,300	1,300	1,300
FAIR BOARD MANAGER SAL & EXP	5,443	6,432	5,937	5,937	5,937
FAIR BOARD MEMBERS	1,619	1,754	1,500	1,700	1,700
MISCELLANEOUS	1,795	501	1,000	500	500
Total Fair Board Expenses	10,957	9,987	9,737	9,437	9,437
PRINTING & ADVERTISING					
TICKETS	237	237	500	250	250
POSTERS	300	579	800	600	600
ADVERTISING	36,006	34,041	26,000	30,000	30,000
ONLINE ADVERTISING					
Total Printing & Adv Exp	36,543	34,857	27,300	30,850	30,850
CONTRACTED SERVICES					
POLICING	4,400	4,400	3,500	4,400	4,400
TICKET SELLERS/CLERICAL	2,027	2,797	2,300	2,800	2,800
GRANDSTAND CLEANING	3,250	3,300	3,250	3,250	3,250
SALARIES/SHRF OT	1,963	2,443	2,000	2,500	2,500
SECRETARY WAGES/BENEFITS (.5)	21,887	22,641	20,026	20,026	23,000
REFUND OT/B&G	3,500	3,870	3,000	3,800	3,800
MISCEL CONTRACTED SERVICES	759	1,575	759	800	800
PROFESSIONAL SERV/AUDIT	425	425	425	425	425
RESTROOM CLEANING	3,500	3,500	3,500	3,500	3,500
SWEEPING FAIRGROUNDS	750	780	750	780	780
TICKET TAKERS	4,000	3,950	4,000	4,000	4,000
Total Contracted Services	46,461	49,681	43,510	46,281	49,255

12/5/2013	ACTUAL 2012	PROJECTED 2013	APPROVED 2013	REQUEST 2014	APPROVED 2014
UTILITIES, ETC					
ELECTRICAL/MIDWAY & OTHER	6,342	6,717	6,200	6,300	6,300
PORTABLE TOILETS/TRASH REMOVAL	3,350	3,325	3,300	3,300	3,300
Total Utilities, Etc.	9,692	10,042	9,500	9,600	9,600
LIVESTOCK BUDGET					
WOODSHAVINGS	580	439	1,200	580	580
MISCELLANEOUS	12	72	100	100	100
Total Livestock Budget	592	511	1,300	680	680
MISCELLANEOUS					
MISCELLANEOUS	216	135	300	300	300
TICKET REFUND			100	100	100
OTHER REFUNDS					
SERVICE CHARGES/SET UP FEES	17,337	20,000	11,000	11,000	11,000
CD WITHDRAWAL PENALTY					
4-H SALE/PURCHASE LIVETOCK		523	500	550	550
EQUIP RENTAL					
TELEPHONE					
Total Miscellaneous	17,553	20,658	11,900	11,950	11,950
IMPROVEMENTS	8,789	10,069	15,500	6,300	6,300
CONTINGENCY			25,308		
GF TRANSFER/BEER GARDEN		12,000		12,000	12,000
PRCA RODEO					
REVENUES					
ADMISSION FEES-					
PRCA RODEO	20,521	25,375	22,000	22,000	22,000
TOTAL ADMISSION FEES	20,521	25,375	22,000	22,000	22,000
SPONSORS-					
SPONSORS FOR PRCA RODEO	1,600	26,000	1,000	26,000	26,000
PRCA BUCKLE SPONSORS				5,000	5,000
RIDE FOR THE CURE SPONSORS	100		100	100	100
TOTAL SPONSORS	1,700	26,000	1,100	31,100	31,100
TOTAL PRCA REVENUES	**22,221**	**51,375**	**23,100**	**53,100**	**53,100**
EXPENDITURES					
SUPPLIES-					
HAY & FEED PRCA	590	727	700	100	100
TOTAL SUPPLIES	590	727	700	100	100
PRINTING & ADVERTISING-					
PROGRAMS & PRINTING		377	600	400	400
ADVERTISING		96			
TOTAL PRINTING & ADVERTISING		473	600	400	400
CONTRACTED SERVICES-					
STOCK CONTRACT/PRCA	22,200	22,000	21,000	22,000	22,000
LIVESTOCK - STEER ROPING		1,199			
JUDGING & LABOR	900	900	1,300	1,000	1,000
MEALS & LODGING	1,351	1,401	835	1,000	1,000
APPROVAL FEES & DUES	1,360	1,360	1,400	1,400	1,400
ENTERTAINER/SPECIALTY ACT	3,000	1,500	3,000	3,000	3,000
JUMBO SCREEN		1,000		1,000	1,000
ANNOUNCER					
TOTAL CONTRACTED SERVICES	28,811	29,360	27,535	29,400	29,400
PRIZES & AWARDS-					
PRCA PURSE MONEY	17,500	17,000	17,000	18,000	18,000
TOTAL PRIZES & AWARDS	17,500	17,000	17,000	18,000	18,000
MISCELLANEOUS-					
MISCELLANEOUS		107			
RODEO/4-H DONATION	748	911		900	900
TOUGH ENOUGH TO WEAR PINK DNTI	1,456	1,909	2,000	2,000	2,000
TOTAL MISCELLANEOUS	2,204	2,927	2,000	2,900	2,900
TOTAL PRCA EXPENDITURES	**49,105**	**50,487**	**47,835**	**50,800**	**50,800**

12/5/2013	ACTUAL 2012	PROJECTED 2013	APPROVED 2013	REQUEST 2014	APPROVED 2014
LOGAN COUNTY ROPING/BARRELS					
REVENUES					
ENTRY FEES-					
LC ROPING & BARRELS/INVITATIONAL	7,610	6,900	7,800	7,000	7,000
SPONSORS-					
LC EVENT PAYBACK SPONSORS					
DONATIONS-TROPHIES-AWARDS	1,050	625	1,100	900	900
MISCELLANEOUS-					
CALCUTTA REVENUE		4,990	5,000	4,990	4,990
TOTAL REVENUE	8,660	12,515	13,900	12,890	12,890
EXPENSE					
CALCUTTA PAYBACKS		3,868	5,000	3,868	3,868
CONTRACTED SERVICES-					
STOCK CHARGES/LC ROPING	2,361	1,606	2,000	2,000	2,000
PRIZES & AWARDS-					
LC ROPING & BARRELS/PAYBACKS	5,252	4,807	5,500	5,000	5,000
PRIZES, AWARDS, BUCKLES	1,000	875	1,100	900	900
LC ROPING & BARRELS EXPENSES	400	100		100	100
TOTAL EXPENSE	9,013	7,388	8,600	8,000	8,000
SUPPLIES-					
POSTAGE					
SUPPLIES	207	200	200	200	200
TOTAL SUPPLIES	207	200	200	200	200
MISCELLANEOUS					
MISCELLANEOUS OR REFUNDS					
TOTAL MISCELLANEOUS					
TOTAL LC ROPING/BARRELS/MISC EXP	**9,220**	**11,456**	**13,800**	**12,068**	**12,068**
EXHIBITS/EXTENSION OFFICE					
REVENUES					
ENTRY FEES:					
LATE FEES/OPEN CLASS FCS	292				
TOTAL ENTRY FEES	292				
OTHER FEES & CHARGES:					
FAIR BOOKLET	78				
OTHER	378				
TOTAL OTHER FEES & CHARGES	456				
DONATIONS-TROPHIES-AWARDS	4,781				
MISCELLANEOUS					
OTHER	240				
TOTAL MISCELLANEOUS	240				
TOTAL REVENUES	5,769				
TRANSFERS FROM GENERAL FUND	20,000				
INTRA-FUND TRANSFER					
TOTAL REVENUES & TRANSFERS	25,769				
EXPENDITURES					
SUPPLIES-					
POSTAGE					
SUPPLIES	1,941				
TOTAL SUPPLIES	1,941				
PRINTING & ADVERTISING-					
PROGRAMS & PRINTING	1,849				
TOTAL PRINTING & ADVERTISING	1,849				
CONTRACTED SERVICES-					
CLERICAL	2,691				
JUDGING & LABOR	5,315				
MISCEL SERVICES/JUDGES MEALS	1,093				
TOTAL CONTRACTED SERVICES	9,099				

12/5/2013	ACTUAL 2012	PROJECTED 2013	APPROVED 2013	REQUEST 2014	APPROVED 2014
PRIZES & AWARDS-					
RIBBONS					
PRIZES & AWARDS	5,917				
PREMIUMS	7,347				
SPECIAL EVENTS	601				
TOTAL PRIZES & AWARDS	13,865				
MISCELLANEOUS-					
MISCELLANEOUS	180				
SCALE MAINTENANCE	80				
BRAND INSPECTIONS	55				
EQUIPMENT RENTAL					
RETINAL SCANNING	76				
TOTAL MISCELLANEOUS	391				
AUDIT ADJUSTMENT/VOIDED CKS	(309)				
TRANSFER TO GF					
LESS: TICKET SALES CASH					
TOTAL EXPENDITURES	26,836				
TOTAL FAIR REVENUES	430,211	447,262	365,360	414,743	414,743
TOTAL FAIR EXPENDITURES	436,003	461,773	414,900	412,076	415,050

DESCRIPTION OF IMPROVEMENTS	(REQ)	(APP)
All weather speakers for rodeo arena	2,000	2,000
Big Ass Fan	4,300	4,300
Total	6,300	6,300

LEASE-PURCHASE SUPPLEMENTAL SCHEDULE TO THE ADOPTED BUDGET

(Pursuant to 29-1-103(3)(d),C.R.S.)

Budget Year 2014

The supplemental Schedule must present information separately for all lease-purchase agreements involving real property and all lease-purchase agreements for non-real property.

I. REAL PROPERTY LEASE-PURCHASE AGREEMENTS:

Description of Real Property Lease-Purchase(s):

1. To construct new Justice Center Facility.
2. To purchase (4) fully equipped vehicles for Sheriff Department
3. To purchase new phone system at Justice Center
4. To purchase (4) fully equipped vehicles for Sheriff Department
5. To purchase vehicles and equipment for Sheriff Department

Date of Lease-Purchase agreement(s):

1. 10/01/2001, refinanced 10/05/2010
2. 04/27/2012
3. 05/23/2012
4. 04/26/2013
5. 2014

	Year	Amount
Total amount to be expended for all Real Property Lease-Purchase Agreements in Budget Year:	2014	$ 1,587,447
Total maximum payment liability for all Real Property Lease Purchase Agreements over the entire terms of all Such agreements, including all optional renewal terms:		$13,230,000

II. ALL LEASE-PURCHASE AGREEMENTS NOT INVOLVING REAL PROPERTY:

Description of Lease-Purchase Item(s):

Date(s) of Lease-Purchase Agreements(s):

	Year	Amount
Total amount to be expended for all Non-real Property Lease Purchase Agreements in Budget Year:		
Total maximum payment liability for all Non-real Property Lease Purchase Agreements over the entire terms of all Such agreements, including all optional renewal terms:		
Does the agreement include renewal options? If yes, describe:	Yes	No

AFFIDAVIT OF PUBLICATION

STERLING JOURNAL ADVOCATE

State of Colorado
County of Logan

I, the undersigned agent, do solemnly swear that **THE STERLING JOURNAL ADVOCATE** is a daily newspaper printed, in whole or in part, and published in the City of Sterling, County of Logan, State of Colorado, and which has general circulation there in Logan county; that said newspaper has been continuously and uninterruptedly published for a period of more than six months next prior to the first publication of the annexed legal notice of advertisement, that said newspaper has been admitted to the United States mails as second-class matter under the provisions of the Act of March 3, 1879, or any, amendments thereof, and that said newspaper is a daily newspaper duly qualified for publishing legal notices and advertisements within the meaning of the laws of the State of Colorado; that a copy of each number of said newspaper, in which said notice of advertisement was published, was transmitted by mail or carrier to each of the subscribers of said newspaper, according to the accustomed mode of business in this office.

The annexed legal notice or advertisement was published in the regular and entire edition of said daily newspaper once; and that one publication of said notice was in the issue of said newspaper dated **November 18th, 2013**.

Rita Ward
Agent

Subscribed and sworn to before me this 19th day of **November, 2013** in the County of Logan, State of Colorado.

Melissa L Najera
Notary Public

My Commission Expires on 12/11/14

Account #313667
Ad # 5606046
Fee $17.03

MELISSA L. NAJERA NOTARY PUBLIC STATE OF COLORADO

NOTICE AS TO PROPOSED BUDGET

Notice is hereby given that a proposed budget has been submitted to the Board of Logan County Commissioners for the Logan County Pest Control District for the ensuing fiscal year 2014. That a copy of such proposed budget has been filed in the Office of the County Commissioners where same is open for public inspection. That such proposed budget will be considered at a meeting of the Board of County Commissioners to be held at the Logan County Courthouse, 315 Main Street, Tuesday, November 19, 2013 at 9:00 a.m. Any person within such Logan County Pest Control District may at any time prior to the final adoption of the budget, file or register his objections thereto at the office of the Logan County Commissioners.

BOARD OF COUNTY COMMISSIONERS
LOGAN COUNTY, COLORADO

Published in the Sterling Journal-Advocate on November 18, 2013 Ad # 5606046

717814 12/11/2013 10:15 AM B: 01005 P: 985 RES
Page: 1 of 2 R $0.00 D $0.00 T $0.00
Pamela M. Bacon Clerk & Recorder, Logan County, Co

RESOLUTION TO SET MILL LEVIES

No. 2013-42

A RESOLUTION LEVYING GENERAL PROPERTY TAXES FOR THE 2013 ASSESSMENT YEAR PAYABLE IN 2014 TO HELP DEFRAY THE COSTS OF GOVERNMENT FOR THE LOGAN COUNTY PEST CONTROL DISTRICT, LOGAN COUNTY, COLORADO, FOR THE 2014 BUDGET YEAR.

WHEREAS, the Board of County Commissioners of the Logan County Pest Control District has adopted the annual budget in accordance with the Logan Government Budget Law, on December 10, 2013 and;

WHEREAS, the amount of money necessary to balance the budget for the general operating purposes is $108,417 and;

WHEREAS, the 2013 valuation for assessment for the Logan County Pest Control District as certified by the County Assessor is $96,628,430.

NOW, THEREFORE, BE IT RESOLVED BY THE BOARD OF COUNTY COMMISSIONERS OF THE LOGAN COUNTY PEST CONTROL DISTRICT LOGAN, COLORADO:

Section 1. That for the purpose of meeting all general operating and other expenses of General Fund of the Logan County Pest Control District during the 2014 budget year, there is a hereby levied a tax of 1.160 mills less a temporary property tax credit of .039 plus an abatement of .001 mills resulting in 1.122 mills upon each dollar of the total valuation for assessment of all taxable property within the Logan County Pest Control District in 2013.

The details of the above tax levies are as follows:

FUND	MILL LEVY
General	1.160
Less Temporary General Property Tax Credit	(.039)
Abatement/Tax Refund	.001
Total General	1.122
Total Levy	1.160

Section 2 That the Budget Officer is hereby authorized and directed to immediately certify to the County Commissioners of Logan County, Colorado the mill levies for the LOGAN COUNTY PEST CONTROL DISTRICT as herein above determined and set.

717814 12/11/2013 10:15 AM B: 01005 P: 985 RES
Page: 2 of 2 R $0.00 D $0.00 T $0.00
Pamela M. Bacon Clerk & Recorder, Logan County, Co

Adopted this 10th day of December, 2013.

BOARD OF COUNTY COMMISSIONERS
OF THE COUNTY OF LOGAN AND
STATE OF COLORADO

(Aye) ~~(Nay)~~
David G. Donaldson, Chairman

(Aye) (Nay)
Gene A. Meisner

(Aye) (Nay)
Rocky L. Samber

I, Pamela M. Bacon, the County Clerk and Recorder in and for the County of Logan, State of Colorado do hereby certify that the foregoing resolution was adopted by the Board of County Commissioners of the County of Logan, State of Colorado, in its regular session assembled this 10th day of December, 2013.

County Clerk and Recorder

RESOLUTION TO ADOPT BUDGET

No. 2013-40

A RESOLUTION SUMMARIZING EXPENDITURES AND REVENUES FOR EACH FUND, AND ADOPTING A BUDGET FOR THE LOGAN COUNTY PEST CONTROL DISTRICT, LOGAN COUNTY, COLORADO, FOR THE CALENDAR YEAR BEGINNING ON THE FIRST DAY OF JANUARY, 2014, AND ENDING ON THE LAST DAY OF DECEMBER, 2014.

WHEREAS, the Board of County Commissioners of Logan County Pest Control District has appointed Debbie Unrein to prepare and submit a proposed budget to said governing body at the proper time; and

WHEREAS, Debbie Unrein, Budget Officer, has submitted a proposed budget to this governing body on December 10, 2013 for its consideration; and

WHEREAS, upon due and proper notice, published or posted in accordance with the law, said proposed budget was open for inspection by the public at a designated place, a public hearing was held on November 19, 2013, and interested taxpayers were given the opportunity to file or register any objections to said proposed budget; and

WHEREAS, whatever increases may have been made in the expenditures, like increases were added to the revenue so that the budget remains in balance as required by law.

NOW, THEREFORE, BE IT RESOLVED by the Board of County Commissioners of the County of Logan, Colorado:

Section 1. That estimated expenditures for each fund are as follows:

GENERAL FUND	$	198,096

Section 2. That estimated revenues for each fund are as follows:

From unappropriated fund balances	$	123,307
From sources other than general property tax		34,000
From the general property tax levy		108,417
Total General Fund	$	265,724

Section 3. That the budget submitted, and hereinabove summarized by fund, be, and the same hereby is approved and adopted as the budget of Logan County Pest Control District, Logan County, Colorado for the year stated above.

Section 4. That the budget hereby approved and adopted shall be signed by the Commissioners and certified by the County Clerk, and made a part of the public records of the County.

Adopted this 10th day of December, 2013.

BOARD OF COUNTY COMMISSIONERS
OF THE COUNTY OF LOGAN AND
STATE OF COLORADO

David G. Donaldson (Aye) (Nay)
David G. Donaldson, Chairman

Gene A. Meisner (Aye) (Nay)
Gene A. Meisner

Rocky L. Samber (Aye) (Nay)
Rocky L. Samber

I, Pamela M. Bacon, the County Clerk and Recorder in and for the County of Logan, State of Colorado do hereby certify that the foregoing resolution was adopted by the Board of County Commissioners of the County of Logan, State of Colorado, in its regular session assembled this 10th day of December, 2013.

Pamela M. Bacon
County Clerk and Recorder

717812 12/11/2013 10:15 AM B: 01005 P: 983 RES
Page: 1 of 1 R $0.00 D $0.00 T $0.00
Pamela M. Bacon Clerk & Recorder, Logan County, Co

717813 12/11/2013 10:15 AM B: 01005 P: 984 RES
Page: 1 of 1 R $0.00 D $0.00 T $0.00
Pamela M. Bacon Clerk & Recorder, Logan County, Co

RESOLUTION TO APPROPRIATE SUMS OF MONEY

No. 2014-41

A RESOLUTION APPROPRIATING SUMS OF MONEY TO THE VARIOUS FUNDS AND SPENDING AGENCIES, IN THE AMOUNTS AND FOR THE PURPOSES AS SET FORTH BELOW, FOR THE LOGAN COUNTY PEST CONTROL DISTRICT FOR THE 2014 BUDGET YEAR.

WHEREAS, the Board of County Commissioners has adopted the annual budget in accordance with the Local Government Budget Law, on December 10, 2013; and

WHEREAS, the Board of County Commissioners has made provision therein for revenues in an amount equal to or greater than the total proposed expenditures as set forth in said budget; and

WHEREAS, it is not only required by law, but also necessary to appropriate the revenues provided in the budget to and for the purposes described below, so as not to impair the operation of the County.

NOW, THEREFORE, BE IT RESOLVED by the Board of County Commissioners of Logan County, Colorado:

Section 1. That the following sums are hereby appropriated from the revenue of the General Fund, to the General Fund, for the purposes stated:

GENERAL FUND

General Operation $198,096

Adopted this 10th day of December, 2013.

BOARD OF COUNTY COMMISSIONERS
OF THE COUNTY OF LOGAN AND
STATE OF COLORADO

David H. Donaldson (Aye) ~~(Nay)~~
David G. Donaldson, Chairman

Gene A. Meisner (Aye) (Nay)
Gene A. Meisner

Rocky L. Samber (Aye) (Nay)
Rocky L. Samber

I, Pamela M. Bacon, the County Clerk and Recorder in and for the County of Logan, State of Colorado do hereby certify that the foregoing resolution was adopted by the Board of County Commissioners of the County of Logan, State of Colorado, in its regular session assembled this 10th day of December, 2013.

Pamela M. Bacon
County Clerk and Recorder

County Tax Entity Code

DOLA LGID/SID ____/____

CERTIFICATION OF TAX LEVIES for NON-SCHOOL Governments

TO: County Commissioners[1] of LOGAN COUNTY, Colorado.

On behalf of the LOGAN COUNTY,
(taxing entity)[A]

the PEST CONTROL DISTRICT COUNTY COMMISSIONERS
(governing body)[B]

of the COUNTY OF LOGAN
(local government)[C]

Hereby officially certifies the following mills to be levied against the taxing entity's GROSS assessed valuation of: $ 96,628,430
(GROSS[D] assessed valuation, Line 2 of the Certification of Valuation Form DLG 57[E])

Note: If the assessor certified a NET assessed valuation (AV) different than the GROSS AV due to a Tax Increment Financing (TIF) Area[F] the tax levies must be calculated using the NET AV. The taxing entity's total property tax revenue will be derived from the mill levy multiplied against the NET assessed valuation of: $ 96,628,430
(NET[G] assessed valuation, Line 4 of the Certification of Valuation Form DLG 57)

Submitted: 12/10/2013 (mm/dd/yyyy) for budget/fiscal year 2014 (yyyy).
(not later than Dec. 15)

PURPOSE (see end notes for definitions and examples)	LEVY[2]		REVENUE[2]
1. General Operating Expenses[H]	1.160	mills	$ 112,089
2. <Minus> Temporary General Property Tax Credit/ Temporary Mill Levy Rate Reduction[I]	< .039 >	mills	$ < 3,769 >
SUBTOTAL FOR GENERAL OPERATING:	1.121	mills	$ 108,320
3. General Obligation Bonds and Interest[J]		mills	$
4. Contractual Obligations[K]		mills	$
5. Capital Expenditures[L]		mills	$
6. Refunds/Abatements[M]	.001	mills	$ 97
7. Other[N] (specify):		mills	$
		mills	$
TOTAL: [Sum of General Operating Subtotal and Lines 3 to 7]	1.122	mills	$108,417

Contact person: (print) DEBBIE UNREIN

Daytime phone: (970)522-0880 EXT. 256

Signed: Debbie Unrein

Title: FINANCE/HR DIRECTOR

Include one copy of this tax entity's completed form when filing the local government's budget by January 31st, per 29-1-113 C.R.S., with the Division of Local Government (DLG), Room 521, 1313 Sherman Street, Denver, CO 80203. Questions? Call DLG at (303) 866-2156.

[1] If the taxing entity's boundaries include more than one county, you must certify the levies to each county. Use a separate form for each county and certify the same levies uniformly to each county per Article X, Section 3 of the Colorado Constitution.
[2] Levies must be rounded to three decimal places and revenue must be calculated from the total *NET assessed valuation* (Line 4 of Form DLG57 on the County Assessor's *final* certification of valuation).

CERTIFICATION OF VALUATION

NAME OF JURISDICTION LOGAN COUNTY PEST DISTRICT NEW DISTRICT: ( )YES (X)NO

CERTIFICATION IN LOGAN COUNTY ON DECEMBER 2, 2013

USE FOR STATUTORY CALCULATION (5.5% LIMIT) ONLY

IN ACCORDANCE WITH (39-5-121(2)(a) AND 123(1), C.R.S.) THE TOTAL ASSESSED VALUATION FOR THE TAXABLE YEAR 2013 IS:

PREVIOUS YEAR'S NET TOTAL ASSESSED VALUATION:	$	89,101,220.00
CURRENT YEAR'S GROSS TOTAL ASSESSED VALUATION:	$	96,628,430.00
LESS TIF DISTRICT INCREMENT, IF ANY:	$	0.00
CURRENT YEAR'S NET TOTAL ASSESSED VALUATION:	$	96,628,430.00
NEW CONSTRUCTION*:	$	414,190.00
INCREASES IN MINING PRODUCTION***:	$	0.00
ANNEXATIONS/INCLUSIONS:	$	0.00
PREVIOUSLY EXEMPT FEDERAL PROPERTY**:	$	0.00
NEW PRIMARY OIL/GAS PRODUCTION FROM ANY OIL/GAS LEASEHOLD OR LAND (29-1-301(1)(b)C.R.S.)***:	$	0.00
TAXES COLLECTED LAST YEAR ON OMITTED PROPERTY AS OF AUG. 1(29-1-301(1)(a)C.R.S.):	$	49.82
TAXES ABATED AND REFUNDED AS OF AUG. 1 (29-1-301(1)(a)C.R.S.)AND(39-10-114(1)(a)(I)(B)C.R.S.):	$	164.76

*This value reflects personal property exemption enacted by the jurisdiction, if any, as authorized by Article X; Sec 20(8)(b), Colorado Constitution

**New Construction is defined as: Taxable real property structures and the Personal Property connected with the structure.

***Jurisdiction must submit a certification (form DLG 52 & 52A) to the Division of Local Government in order for the values to be counted as growth in the calculation.

****Jurisdiction must apply (Form DLG 52B) to the Division of Local Government before for the value can be counted as growth in the calculation.

USE FOR "TABOR LOCAL GROWTH" CALCULATION ONLY

IN ACCORDANCE WITH THE PROVISION OF ART.X, SEC.20, COLO. CONS., THE ACTUAL VALUATION FOR THE TAXABLE YEAR 2013 IS:

CURRENT YEAR'S VALUE OF ALL REAL PROPERTY*:	$	560,735,390.00
ADDITIONS TO TAXABLE REAL PROPERTY:		
CONSTRUCTION OF TAXABLE REAL PROPERTY IMPROVEMENTS**:	$	2,127,340.00
ANNEXATIONS/INCLUSIONS:	$	0.00
INCREASED IN MINING PRODUCTION***:	$	0.00
PREVIOUSLY EXEMPT PROPERTY	$	0.00
OIL OR GAS PRODUCTION FROM A NEW WELL:	$	0.00
TAXABLE REAL PROPERTY OMITTED FROM THE PREVIOUS YEAR'S TAX WARRANT:	$	54,280.00

(If land/structures are picked up as omitted property for multiple years, only the most current year's actual value can be reported as omitted property.)

DELETIONS FROM TAXABLE REAL PROPERTY:		
DESTRUCTION OF TAXABLE REAL PROPERTY IMPROVEMENTS:	$	460,350.00
DISCONNECTIONS/EXCLUSIONS:	$	0.00
PREVIOUS TAXABLE PROPERTY:	$	5,390.00

*This includes the actual value of all taxable real property plus the actual value of religious, private school, and charitable property.

**Construction is defined as newly constructed taxable real property structures.

***Includes production from new mines and increase in production of existing producing mines.

NOTE: ALL LEVIES MUST BE CERTIFIED TO THE BOARD OF COUNTY COMMISSIONERS NO LATER THAN DECEMBER 15

LOGAN COUNTY PEST CONTROL DISTRICT
C/O BOARD OF LOGAN COUNTY COMMISSIONERS
STERLING COLORADO

12/5/2013	PROPERTY TAX REQUIREMENT	ACT PRIOR YR 2012 COL.1	PROJECTED 2013	REQ 2014 COL.3	APPROVED 2014 COL.4
	FUND BALANCE, BEGINNING OF THE YEAR	**187,878**	**181,942**	**123,307**	**123,307**
	NET TOTAL REVENUE TO BE DERIVED FROM PROPERTY TAXES	96,991	101,865	108,310	108,417
	REVENUES				
REVENUES OTHER THAN PROPERTY TAXES					
	INTERGOVERNMENTAL REVENUE				
	OTHER REVENUE:				
31200	SPECIFIC OWNERSHIP TAX	9,361	9,000	9,000	9,000
31910	DELINQUENT TAXES-PENALTIES-INTEREST	418			
33037	CO NOXIOUS WEED MGMT GRANT				
39110	SALE OF ASSETS				
39121	INSURANCE CLAIMS				
39123	REFUNDS	10			
39128	OTHER		6,911		
39134	MISC REVENUE (USER CHARGE)	23,015	26,000	25,000	25,000
39153	REIMBURSEMENT OF EXPENDITURES	50			
39404	TRANSFER FROM ROAD & BRIDGE				
	AUDIT ADJUSTMENT				
	TOTAL AVAILABLE REVENUES OTHER THAN PROPERTY TAXES	32,854	41,911	34,000	34,000
	TOTAL REVENUES	129,845	143,776	142,310	142,417
	TOTAL AVAILABLE SOURCES	317,723	325,718	265,617	265,724
	TOTAL EXPENDITURES	135,781	202,411	195,574	198,096
	UNAPPROPRIATED FUND BALANCE, END OF YEAR	**181,942**	**123,307**	**70,043**	**67,628**
	LESS: ADDTL FOR EMERGENCY RESERVE	3,391	4,000	4,000	4,000
	ACTUAL USABLE END OF YR FUND BALANCE	178,551	119,307	66,043	63,628
CALCULATION OF MILL LEVY					
	AMOUNT TO BE DERIVED FROM CURRENT TAXES FOR BUDGET	96,991	101,865	108,310	108,417
	ADD:PROVISION FOR UNCOLLECTABLES	(781)	512		
	TOTAL AMOUNT PROPERTY TAX NEEDED	96,210	102,377	108,310	108,417
	NET ASSESSED VALUATION	82,654,910	89,101,220	103,844,510	96,628,430
	MILL LEVY REQUIRED TO PRODUCE NEEDED AMOUNT	1.164	1.149	1.043	1.122

NET ASSESSED VALUATION		$96,628,430	
GENERAL OPERATING MILL LEVY	1.160	=	112,089
REFUND & ABATEMENT	0.001	=	97
TEMPORARY TAX CREDIT	(0.039)	=	(3,769)
NET MILL LEVY	1.122	=	108,417

LOGAN COUNTY PEST CONTROL DISTRICT
C/O BOARD OF LOGAN COUNTY COMMISSIONERS, STERLING, COLORADO
BUDGET FOR YEAR 2014

12/5/2013		LOGAN COUNTY PEST CONTROL DISTRICT 30.499.49900	ACTUAL 2012	6 MO 2013 YTD	PROJECTED 2013	APPROVED 2013	REQUEST 2014	APPROVED 2014	
11200		FULL TIME SALARIES	29,868	23,912	48,195	48,195	48,195	49,159	
11300		PART TIME SALARIES							
11400		TEMPORARY & OVERTIME	7,910	3,260	8,000	20,000	20,000	20,000	
11500		SICK LEAVE PD OVER 400 HRS							*
		TOTAL SALARIES	37,778	27,172	56,195	68,195	68,195	69,159	
11610		SOCIAL SECURITY	2,313	1,664	3,484	4,228	4,228	4,288	*
11611		MEDICARE TAX	541	389	815	989	989	1,003	*
11620		WORKMANS COMPENSATION	1,509	1,476	1,476	1,476	1,476	2,331	*
11630		RETIREMENT		222	1,186	1,125	1,125	1,147	
11631		HEALTH INSURANCE	3,474	3,714	7,428	7,428	8,124	6,372	
11632		LIFE INSURANCE	34	33	67	67	67	67	
11633		ST/LT DISABILITY	142	135	272	272	272	278	
13611		UNEMPLOYMENT INSURANCE	112	81	175	205	205	207	*
49456		CAFETERIA EXPENSE							
		TOTAL PERSONNEL EXPENSE	**45,903**	**34,886**	**71,098**	**83,985**	**84,681**	**84,852**	
12100		OFFICE SUPPLIES	412	137	300	800	540	540	
12200		OPERATING SUPPLIES	1,078	1,275	1,275	1,200	1,500	1,500	
12202		CHEMICALS	39,946	17,079	40,000	40,000	40,000	40,000	
12280		GAS-OIL-ANTIFR (OPERATING)	5,053	2,413	5,053	4,650	4,800	4,800	
13100		PROFESSIONAL SERVICES	496	425	425	450	450	450	
13210		TELEPHONE	442	191	450	540	500	500	
13220		POSTAGE	32	27	50	50	50	50	
13300		FUEL & MILEAGE	64						
13400		ADVERTISING & LEGAL NOTICES	345			300	150	150	
13610		PROPERTY LIABILITY INSURANCE	688	1,012	1,012	1,012	1,012	1,354	
13700		UTILITIES	4,447	2,407	3,300	3,300	3,300	3,300	
13800		REPAIRS & MAINTENANCE	3,057	2,663	7,500	7,000	7,000	7,000	
13810		REPAIR & MAINT (BUILDINGS)	2,376	112	350	500	10,000	10,000	
13910		RENT	1,500	1,500	1,500	1,500	1,500	1,500	
13911		SALES TAX ON PESTICIDES							
14000		SALARY PROTECTION							
14004		FT SALARY/BENEFITS 50% SHARE							
14005		PRAIRIE DOG CONTROL	5,000	5,625	5,625	10,000	10,000	10,000	
14006		GRASSHOPPER CONTROL	4,428			6,000	6,000	6,000	
14100		MISCELLANEOUS	50	90	90	500	500	500	
14200		MEMBERSHIP & DUES	150	50	400	400	400	400	
14204		MEETING EXPENSE	304	90	500	500	500	500	
14700		STAFF TRAINING	624	70	500	500	500	500	
14300		CO NOXIOUS WEED MGMT GRANT							
20000		CAPITAL OUTLAY	80	60,935	60,935	67,870			
		TOTAL OPERATING EXPENSE	**70,572**	**96,101**	**129,265**	**147,072**	**88,702**	**89,044**	
14325		EQUIPMENT RESERVE	17,358			10,000	20,000	20,000	
56100		TREASURER'S FEES	1,948	1,959	2,048	2,048	2,191	2,200	
56147		INSURANCE RESERVE						2,000	
		OTHER PEST FUND EXPENSES	**19,306**	**1,959**	**2,048**	**12,048**	**22,191**	**24,200**	
		PEST CONTROL EXPENDITURES	**135,781**	**132,946**	**202,411**	**243,105**	**195,574**	**198,096**	

CAPITAL OUTLAY REQUESTED		PRIORITY RANK		**2014 (REQ)**	**2014 (APP)**
1					
			TOTAL		